

GloTek, Inc. www.globtek.com 186 Veterans Drive, Northvale, NJ 07647 Tel. (201) 784-1000 Fax (201) 784-0111	Drawing Title: GTM96060-0624, Medical/ITE/Household use Power Supply, Efficiency Level: VI, Case Color/Style: GlobTek Black, Wall Plug-in, Regulated Switchmode AC-DC Power Supply AC Adaptor, Input Rating: 100-240V~, 50-60 Hz, Interchangeable Blades http://en.globtek.com/interchangeable-blades.php , Output Rating: 6W, 24V@0.25A, Output Configuration: 1200 mm, 16/1C + Shield Cond, UL 1185, Female Barrel 5.5*2.1*11mm WITH internal Spring Clip and Locking Notch or Equal, Ferrite: None, GlobTek Black, GT Cord # C2932, Pin Out: Center Positive (+V), Blades/Input Cord: Q-Series N. American, Approvals: CCC; FCC; CAN ICES-3; IP42; CB 62368; 230V CoC Tier 2; ETL; EAC; cETLus; cETLus; UL 1310; CB 60601-1 2MOPP; CB EN/IEC 60335-1; S-Mark IEC/EN 60601-1; S-Mark 60950; cETLus UL1310; CE; Double Insulation; CE; China RoHS; Level VI; LPS; RoHS; Ukraine; VCCI; WEEE; CB 60950; cETLus 60601-1 3rd; RCM; PSE; PSE; PSE; PSE;	
	Model No. GTM96060-0624	
	Part No./Ordering No. WR9QI250CCPNAIMR6B	Rev D

REVISION HISTORY

REV	DESCRIPTION	SUB	DATE	APPROVED
D	Add EAC to approvals		07/17/2018	QA
C	Update packaging from egg crate to gift box. Update gift box to 100*90*58 Update master carton to 415*225*465 Update Ukraine No.		10/17/2017	QA
B	Update packaging spec from Packing for Wall plug model with T00 plug and manual to Packing for GTM96060		06/05/2017	QA
A	Initial Release		05/02/2017	QA

In Addition to GlobTek Inc.'s renewed ISO9001:2015 - Quality Management System Certification, GlobTek Inc. is now certified to:

ISO13485:2016 - Medical Devices Quality Management System Certification

ISO14001:2015 - Environmental Management System Certification

ISO Certificates are available online at <https://www.globtek.com/iso-certificates/>

Customer Approval of Specification:

Please approve, sign and send back to GlobTek so we can complete order processing.

A delay in receipt of this form will delay delivery schedule.

Company Name:

Customer P/N:

Quote Number:

Date:

Authorized Representative Name:

Authorized Representative Signature:

The acceptance of this specification and use of the product described in this document indicates the acceptance and binding of the customer to Globtek terms and conditions, which supersede all other agreements, terms, and conditions (<https://en.globtek.com/terms-and-conditions/>).

Footnote:

GlobTek Inc. will not be liable for the safety and performance of these power supplies if unauthorized access and repair occurs. End user should consult applicable UL, CSA or EN standards for proper installation instruction.

Limitation of Use:

GlobTek products are intended for use with commercial, medical, and/or industrial equipment only. GlobTek product are not authorized for use as mission critical components in life support hazardous environment, nuclear or aircraft applications without prior written approval from the CEO of GlobTek Inc.

Contents of this document are subject to change without prior notice.

GloBtek, Inc. www.globtek.com 186 Veterans Drive, Northvale, NJ 07647 Tel. (201) 784-1000 Fax (201) 784-0111	Drawing Title: GTM96060-0624, Medical/ITE/Household use Power Supply, Efficiency Level: VI, Case Color/Style: GlobTek Black, Wall Plug-in, Regulated Switchmode AC-DC Power Supply AC Adaptor, Input Rating: 100-240V~, 50-60 Hz, Interchangeable Blades http://en.globtek.com/interchangeable-blades.php , Output Rating: 6W, 24V@0.25A, Output Configuration: 1200 mm, 16/1C + Shield Cond, UL 1185, Female Barrel 5.5*2.1*11mm WITH internal Spring Clip and Locking Notch or Equal, Ferrite: None, GlobTek Black, GT Cord # C2932, Pin Out: Center Positive (+V), Blades/Input Cord: Q-Series N. American, Approvals: CCC; FCC; CAN ICES-3; IP42; CB 62368; 230V CoC Tier 2; ETL; EAC; cETLus; cETLus; UL 1310; CB 60601-1 2MOPP; CB EN/IEC 60335-1; S-Mark IEC/EN 60601-1; S-Mark 60950; cETLus UL1310; CE; Double Insulation; CE; China RoHS; Level VI; LPS; RoHS; Ukraine; VCCI; WEEE; CB 60950; cETLus 60601-1 3rd; RCM; PSE; PSE; PSE; PSE;	
	Model No. GTM96060-0624	
	Part No./Ordering No. WR9QI250CCPNAIMR6B	Rev D

POWER SUPPLY INFORMATION

TYPE: Wall Plug-in
TECHNOLOGY: Regulated Switchmode AC-DC Power Supply AC Adaptor
CASE COLOR: GlobTek Black
NAMEPLATE RATED INPUT: 100-240V~, 50-60 Hz, 0.6 A
INPUT CONFIG: Interchangeable Blades
WATTS: 6.0
VOLTS OUT: 24
CURRENT OUT (Amps): 0.25
BLADE/CORD INCLUDED: Q-NA(R)
BLADE/CORD INSTALLED: Q-NA(R)
INGRESS PROTECTION: IP52
GROUNDING CONFIGURATION: (F1) Class II / Double Insulated
EFFICIENCY LEVEL: VI
OUTPUT CONFIGURATION: 1200 mm, 16/1C + Shield Cond, UL 1185, Female Barrel 5.5*2.1*11mm WITH internal Spring Clip and Locking Notch or Equal, Ferrite: None, GlobTek Black, GT Cord # C2932
CONNECTOR PIN OUT: Center Positive (+V)
LABEL SPECS: Standard GT,L-1186
SPECIAL BARCODE LABEL
MATERIAL:
PACK SPEC: Standard WPI Q-NA installed with PE bag, User manual
USER MANUAL: 809-PSUQKITUSERMANUAL on A4 paper

Notes/Modifications/Customizations (notes in this section supersede the values shown in the standard spec):

DIMENSIONS ARE IN MM UNLESS SPECIFIED OTHERWISE.

GloBtek, Inc. www.globtek.com 186 Veterans Drive, Northvale, NJ 07647 Tel. (201) 784-1000 Fax (201) 784-0111	Drawing Title: GTM96060-0624, Medical/ITE/Household use Power Supply, Efficiency Level: VI, Case Color/Style: GloBtek Black, Wall Plug-in, Regulated Switchmode AC-DC Power Supply AC Adaptor, Input Rating: 100-240V~, 50-60 Hz, Interchangeable Blades http://en.globtek.com/interchangeable-blades.php , Output Rating: 6W, 24V@0.25A, Output Configuration: 1200 mm, 16/1C + Shield Cond, UL 1185, Female Barrel 5.5*2.1*11mm WITH internal Spring Clip and Locking Notch or Equal, Ferrite: None, GloBtek Black, GT Cord # C2932, Pin Out: Center Positive (+V), Blades/Input Cord: Q-Series N. American, Approvals: CCC; FCC; CAN ICES-3; IP42; CB 62368; 230V CoC Tier 2; ETL; EAC; cETLus; cETLus; UL 1310; CB 60601-1 2MOPP; CB EN/IEC 60335-1; S-Mark IEC/EN 60601-1; S-Mark 60950; cETLus UL1310; CE; Double Insulation; CE; China RoHS; Level VI; LPS; RoHS; Ukraine; VCCI; WEEE; CB 60950; cETLus 60601-1 3rd; RCM; PSE; PSE; PSE; PSE;	
	Model No. GTM96060-0624	
	Part No./Ordering No. WR9QI250CCPNAIMR6B	Rev D

ELECTRICAL SPECIFICATIONS

A) ELECTRICAL SPECIFICATIONS:

01. Input Voltage: Specified 90-264 Vac, Nameplate rated: 100-240Vac
 - 90-264 Vac range @ 100% of rated load current
 - 85-264 Vac range @ 85% of rated load current
 - 110-370 VDC range @ 100% of rated load current
02. Input Frequency: Specified 47-63 Hz, Nameplate rated 50-60Hz
03. Output Regulation: +/- 5% measured at the output connector
04. Line Voltage Regulation: +/- 1% typical measured at full load
05. Green Power On Indicator LED
06. Output Ripple (Vp-p): 0.5% x Vnom or 50 mV pp whichever is greater, measured at 20 MHz bandwidth with 0.1 uf ceramic capacitor in parallel with a low impedance 47 uf electrolytic capacitor connected at the end of the output connector. (< 0.2% x Vnom or 25mVpp option available, for special low ripple applications.)
07. Turn-ON/OFF Overshoot: 5% maximum, 1 mS typical recovery time for 25% to 50% step load
08. Turn-ON Delay: 1 second maximum @ full load, 100Vac input
09. Hold-Up Time: 8 mS min @ 100Vac input voltage and full load
10. Inrush Current: 30A maximum cold start @ 230Vac input
11. Switching Frequency: 65 KHz typical
12. Efficiency: Compliant with Efficiency Level VI and 230 CoC Tier 2 standards, for 5V and > models
13. No Load Standby Power: <0.075 W @ 230Vac

B) PROTECTION

01. Input Protection: Input line fusing and 300Vac rated MOV
02. Output Over-Voltage: 110% to 130% of nominal output voltage

C) CURRENT LIMITING

01. Current Limiting for Standard Constant Voltage Models (non-CC type):
 - Short Circuit and Overload Protected, auto recovery
 - Output Current Limit: 125% to 250% of rated output
 - (upper end of current limit range is determined by normal output power rating, not derated output power level)
02. Current Limiting for Constant Current Models (CC type):
 - +/- 10% of specified nominal Output Current Rating
 - Regulated from Vout nominal to 0.25X Vout Nominal
 - Avg Output current below 0.25X Vout will be reduced, and unit will hiccup cycle

D) SAFETY

01. Dielectric Withstand Voltage: 4000Vac or 5656Vdc from input to output
02. Earth Leakage Current: N/A for Class II units, there is no PE Ground pin, so Earth Leakage current is not measured
03. Touch Current: < 60uA
04. Means of Protection: 2 x MOPP
05. Primary to Secondary Bridging Capacitor: Two 470pF, Y1 type capacitors in series
06. Compliant Standards: See listings at end of this drawing for specifics

E) EMC

- EN 60601-1-2, 4th edition
- Emissions, per EN 55032, EN 61000-6-3, EN61000-6-4, CISPR11 and CISPR22

PROPRIETARY INFORMATION

PROPRIETARY OF GLOBTEK, INC. ANY REPRODUCTION, DISCLOSURE OR USE OF THIS DRAWING, IN WHOLE OR IN PART, IS HEREBY PROHIBITED EXCEPT AS SPECIFIED IN WRITING BY GLOBTEK, INC. © GloBtek, Inc. 2017 - 2019

GlobTek, Inc. www.globtek.com 186 Veterans Drive, Northvale, NJ 07647 Tel. (201) 784-1000 Fax (201) 784-0111	Drawing Title: GTM96060-0624, Medical/ITE/Household use Power Supply, Efficiency Level: VI, Case Color/Style: GlobTek Black, Wall Plug-in, Regulated Switchmode AC-DC Power Supply AC Adaptor, Input Rating: 100-240V~, 50-60 Hz, Interchangeable Blades http://en.globtek.com/interchangeable-blades.php , Output Rating: 6W, 24V@0.25A, Output Configuration: 1200 mm, 16/1C + Shield Cond, UL 1185, Female Barrel 5.5*2.1*11mm WITH internal Spring Clip and Locking Notch or Equal, Ferrite: None, GlobTek Black, GT Cord # C2932, Pin Out: Center Positive (+V), Blades/Input Cord: Q-Series N. American, Approvals: CCC; FCC; CAN ICES-3; IP42; CB 62368; 230V CoC Tier 2; ETL; EAC; cETLus; cETLus; UL 1310; CB 60601-1 2MOPP; CB EN/IEC 60335-1; S-Mark IEC/EN 60601-1; S-Mark 60950; cETLus UL1310; CE; Double Insulation; CE; China RoHS; Level VI; LPS; RoHS; Ukraine; VCCI; WEEE; CB 60950; cETLus 60601-1 3rd; RCM; PSE; PSE; PSE; PSE;	
	Model No. GTM96060-0624	
	Part No./Ordering No. WR9QI250CCPNAIMR6B	Rev D

<p>Conducted Emissions: Class B, FCC Part 15, Class B Radiated Emissions: Class B, FCC Part 15, Class B Line Frequency Harmonics EN61000-3-2, Class A Voltage Fluctuations/Flicker EN61000-3-3</p> <p>Immunity, per EN 55024, EN 61000-6-1, EN 61000-6-2 Static Discharge Immunity EN61000-4-2, 10kV Contact Discharge, 18kV air discharge Radiated RF Immunity EN61000-4-3, 10V/m 80-1000MHz, 3V/m 1-2.7GHz, 80% 1KHz AM. EFT/Burst Immunity EN61000-4-4, 4kV/100kHz. Line Surge Immunity EN61000-4-5, 1.5kV differential, 4kV common-mode Conducted RF Immunity EN61000-4-6, 3Vrms, 80% 1KHz AM Power Frequency Magnetic Field Immunity EN61000-4-8, 3A/m Voltage Dip Immunity EN61000-4-11, Criteria</p> <p>F) OTHER:</p> <p>01. MTBF: 1,000,000 Hours @ 40°C ambient temperature, Full Load 02. Operating Temperature: -10°C to 50°C ambient temperature with 6W load, See below derating table for output power capability at alternate temperature 03. Humidity: 0% to 95% relative humidity, non-condensing 04. Storage Temperature: -30°C to 80°C 05. Cooling: Convection 06. ROHS: Compliant with latest regulations, see approvals section below</p> <p>G) ENCLOSURE</p> <p>01. Housing: High impact plastic, 94V0 polycarbonate, non-vented 02. Size: 43.5 x 74.0 x 35.3 +/-1.0 mm 03. Markings: Label and/or Pad Printed and/or Molded in the case</p> <p>H) SPECIAL OPTIONS</p> <p>01. Cost reduction, removal of LED 02. Custom Cordsets, various cordage types, and connector types 03. Custom Markings 04. Reduced Leakage Current version, medical CF leakage current compliance 05. Tightened output voltage tolerance 06. Reduced output ripple level 07. Constant current battery charger characteristic 08. Reduced output power rating 09. High Rel PCB laminate with Plated through Holes for IPC610 Class 2 Compliance 10. Output voltage between 3.3V and 4.9V, but without EL6 and 230 CoC Tier 2 11. Special Housing Colors and Cordset Colors 12. Tamper proof, AC Wall Plug-in blade assembly. Requires a special tool to remove the AC Wall Plug-in blade assembly.</p> <p>INGRESS PROTECTION: IP52</p>

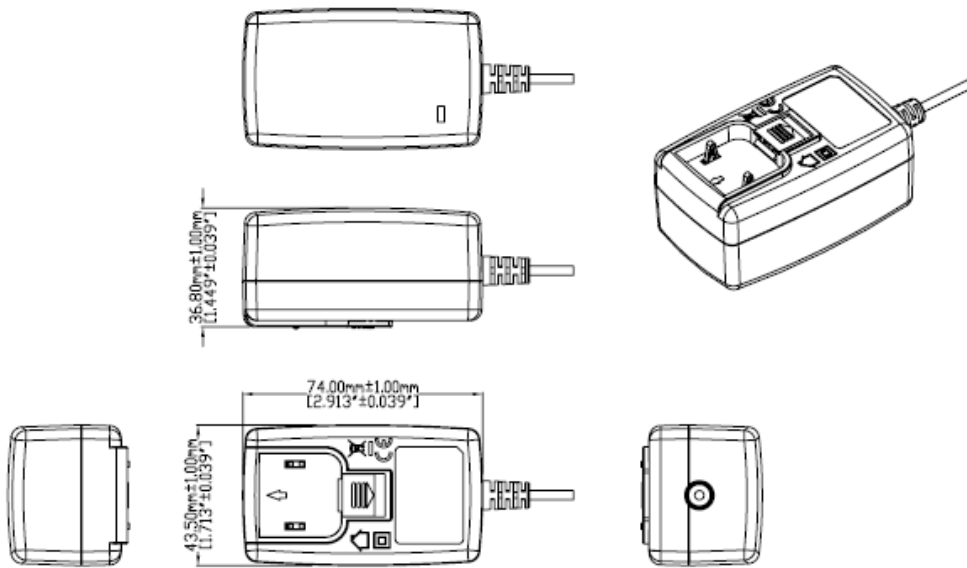
GlobTek, Inc.
 www.globtek.com
 186 Veterans Drive,
 Northvale, NJ 07647
 Tel. (201) 784-1000
 Fax (201) 784-0111

Drawing Title: GTM96060-0624, Medical/ITE/Household use Power Supply, Efficiency Level: VI, Case Color/Style: GlobTek Black, Wall Plug-in, Regulated Switchmode AC-DC Power Supply AC Adaptor, Input Rating: 100-240V~, 50-60 Hz, Interchangeable Blades <http://en.globtek.com/interchangeable-blades.php>, Output Rating: 6W, 24V@0.25A, Output Configuration: 1200 mm, 16/1C + Shield Cond, UL 1185, Female Barrel 5.5*2.1*11mm WITH internal Spring Clip and Locking Notch or Equal, Ferrite: None, GlobTek Black, GT Cord # C2932, Pin Out: Center Positive (+V), Blades/Input Cord: Q-Series N. American, Approvals: CCC; FCC; CAN ICES-3; IP42; CB 62368; 230V CoC Tier 2; ETL; EAC; cETLus; cETLus; UL 1310; CB 60601-1 2MOPP; CB EN/IEC 60335-1; S-Mark IEC/EN 60601-1; S-Mark 60950; cETLus UL1310; CE; Double Insulation; CE; China RoHS; Level VI; LPS; RoHS; Ukraine; VCCI; WEEE; CB 60950; cETLus 60601-1 3rd; RCM; PSE; PSE; PSE; PSE;

Model No. GTM96060-0624

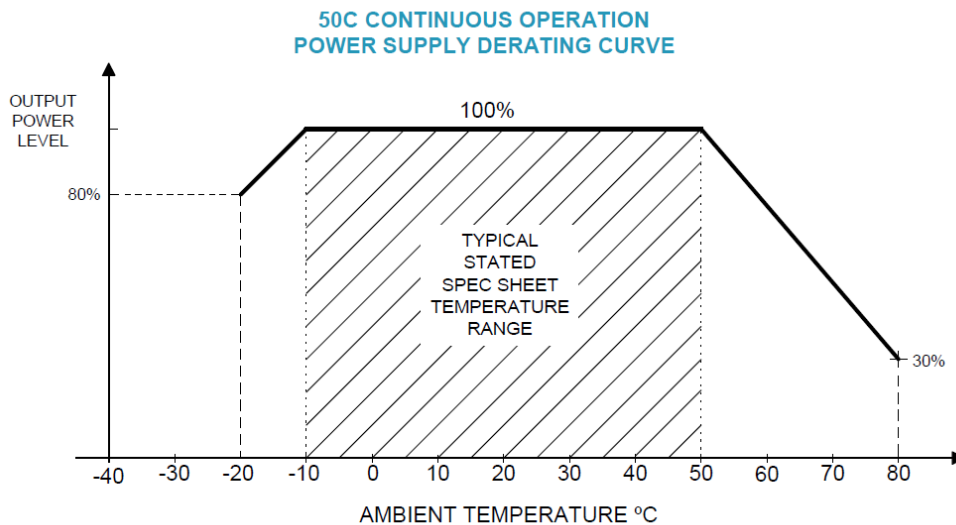
Part No./Ordering No. WR9QI250CCPNAIMR6B

Rev D



LED INDICATOR: Green Power ON indicator LED standard. May be ordered without LED as an option, for cost reduction.

DERATING CURVE



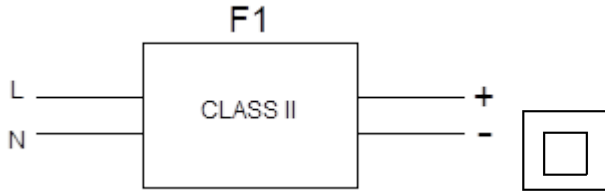
PROPRIETARY INFORMATION

PROPRIETARY OF GLOBTEK, INC. ANY REPRODUCTION, DISCLOSURE OR USE OF THIS DRAWING, IN WHOLE OR IN PART, IS HEREBY PROHIBITED EXCEPT AS SPECIFIED IN WRITING BY GLOBTEK, INC. © GlobTek, Inc. 2017 - 2019

GlobTek, Inc. www.globtek.com 186 Veterans Drive, Northvale, NJ 07647 Tel. (201) 784-1000 Fax (201) 784-0111	Drawing Title: GTM96060-0624, Medical/ITE/Household use Power Supply, Efficiency Level: VI, Case Color/Style: GlobTek Black, Wall Plug-in, Regulated Switchmode AC-DC Power Supply AC Adaptor, Input Rating: 100-240V~, 50-60 Hz, Interchangeable Blades http://en.globtek.com/interchangeable-blades.php , Output Rating: 6W, 24V@0.25A, Output Configuration: 1200 mm, 16/1C + Shield Cond, UL 1185, Female Barrel 5.5*2.1*11mm WITH internal Spring Clip and Locking Notch or Equal, Ferrite: None, GlobTek Black, GT Cord # C2932, Pin Out: Center Positive (+V), Blades/Input Cord: Q-Series N. American, Approvals: CCC; FCC; CAN ICES-3; IP42; CB 62368; 230V CoC Tier 2; ETL; EAC; cETLus; cETLus; UL 1310; CB 60601-1 2MOPP; CB EN/IEC 60335-1; S-Mark IEC/EN 60601-1; S-Mark 60950; cETLus UL1310; CE; Double Insulation; CE; China RoHS; Level VI; LPS; RoHS; Ukraine; VCCI; WEEE; CB 60950; cETLus 60601-1 3rd; RCM; PSE; PSE; PSE; PSE;	
	Model No. GTM96060-0624	
	Part No./Ordering No. WR9QI250CCPNAIMR6B	Rev D

INPUT CONFIGURATION

(F1) Class II / Double Insulated



[Alternate grounding configurations](#) available upon request.

Blades/Cord Included:Q-NA(R):


Blades/Cord Installed:Q-NA(R):

Blade Options for Q Series Wall Plug-in Power Supplies

Data Sheet: <http://en.globtek.com/interchangeable-blades.php>

Insertion Instructions: <http://www.globtek.com/pdf/Instructions-Interchangeable-Blades.pdf>

Video: [Q-Blade Style Instruction Video](#)



GlobTek, Inc. www.globtek.com 186 Veterans Drive, Northvale, NJ 07647 Tel. (201) 784-1000 Fax (201) 784-0111	Drawing Title: GTM96060-0624, Medical/ITE/Household use Power Supply, Efficiency Level: VI, Case Color/Style: GlobTek Black, Wall Plug-in, Regulated Switchmode AC-DC Power Supply AC Adaptor, Input Rating: 100-240V~, 50-60 Hz, Interchangeable Blades http://en.globtek.com/interchangeable-blades.php , Output Rating: 6W, 24V@0.25A, Output Configuration: 1200 mm, 16/1C + Shield Cond, UL 1185, Female Barrel 5.5*2.1*11mm WITH internal Spring Clip and Locking Notch or Equal, Ferrite: None, GlobTek Black, GT Cord # C2932, Pin Out: Center Positive (+V), Blades/Input Cord: Q-Series N. American, Approvals: CCC; FCC; CAN ICES-3; IP42; CB 62368; 230V CoC Tier 2; ETL; EAC; cETLus; cETLus; UL 1310; CB 60601-1 2MOPP; CB EN/IEC 60335-1; S-Mark IEC/EN 60601-1; S-Mark 60950; cETLus UL1310; CE; Double Insulation; CE; China RoHS; Level VI; LPS; RoHS; Ukraine; VCCI; WEEE; CB 60950; cETLus 60601-1 3rd; RCM; PSE; PSE; PSE; PSE;	
	Model No. GTM96060-0624	
	Part No./Ordering No. WR9QI250CCPNAIMR6B	Rev D

INPUT CONNECTOR: Q-Socket (below are available blades configurations which are "not included" (unless stated above); can be purchased separately, package with power supply or as a separate "Q-KIT" if specified

01. United States / Canada / Japan NEMA 1-15P/IEC PLUG A[WORKS IN PLUG B] configuration: NA 2 blades, Class II; US/CA/JP P/N: Q-NA(R)
02. Australian AS 3112 configuration: SAA 2 blade/IEC TYPE I, Class II; AU P/N: Q-SAA(R)
03. UK BS 1363 configuration: UK 3 blade with dummy Ground/IEC TYPE G, Class II; GB P/N: Q-UK(R)
04. European CEE 7/16 configuration: Europlug 2 pins/IEC TYPE C [WORKS IN TYPE E&F], Class II; EU P/N: Q-EU(R)
05. Korean KS C8305 configuration: 2 pins/SIMILAR TO IEC TYPE C, Class II; KR P/N: Q-KR(R)
06. Argentina IRAM 2073 configuration: 2 blades/SIMILAR TO IEC TYPE I; AR P/N: Class II Q-AR(R)
07. China GB 2099 configuration: 2 blades/SIMILAR TO TYPE A, Class II; CN P/N:Q-CN(R)
08. India IS 1293 6A/BS546 configuration: 5A, 3 pins with Dummy Ground, Class II/IEC TYPE D; IN P/N: Q-IN(R)
09. IEC320/C18 Inlet, Class II; P/N: Q-C18(R)
10. Brazilian NBR6147 configuration: 2 pins, Class II;SIMILAR TO IEC TYPE C BR P/N: Q-BR(R)
11. South Africa SABS164-1, 3 round prongs, Class II + dummy ground, IEC TYPE M P/N: Q-SANS164-1-16A(R)
12. South Africa SABS164-4, 3 round prongs with a notched prong @ 0°, Class II + dummy ground, IEC TYPE M Red, P/N: Q-SANS164-4L-16A(R)
13. South Africa SABS164-4, 3 round prongs with a notched prong @ -53°, Class II + dummy ground, Blue, IEC TYPE M, P/N: Q-SANS164-4C-16A(R)
14. South Africa SABS164-4, 3 round prongs with a notched prong @ +53°, Class II + dummy ground, Black,IEC TYPE M P/N: Q-SANS164-4R-16A(R)

Kits

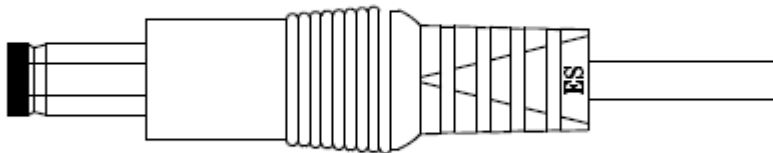
01. Q-KIT: 1,2,3,4 above
02. Q-KIT-INTL: 2,3,4 above
03. Q-KIT-6: 1,2,3,4,5,6 above
04. Q-KIT-7: 1,2,3,4,5,6,7 above
05. Q-KIT-8: 1,2,3,4,5,6,7,8 above

GlobTek, Inc. www.globtek.com 186 Veterans Drive, Northvale, NJ 07647 Tel. (201) 784-1000 Fax (201) 784-0111	Drawing Title: GTM96060-0624, Medical/ITE/Household use Power Supply, Efficiency Level: VI, Case Color/Style: GlobTek Black, Wall Plug-in, Regulated Switchmode AC-DC Power Supply AC Adaptor, Input Rating: 100-240V~, 50-60 Hz, Interchangeable Blades http://en.globtek.com/interchangeable-blades.php , Output Rating: 6W, 24V@0.25A, Output Configuration: 1200 mm, 16/1C + Shield Cond, UL 1185, Female Barrel 5.5*2.1*11mm WITH internal Spring Clip and Locking Notch or Equal, Ferrite: None, GlobTek Black, GT Cord # C2932, Pin Out: Center Positive (+V), Blades/Input Cord: Q-Series N. American, Approvals: CCC; FCC; CAN ICES-3; IP42; CB 62368; 230V CoC Tier 2; ETL; EAC; cETLus; cETLus; UL 1310; CB 60601-1 2MOPP; CB EN/IEC 60335-1; S-Mark IEC/EN 60601-1; S-Mark 60950; cETLus UL1310; CE; Double Insulation; CE; China RoHS; Level VI; LPS; RoHS; Ukraine; VCCI; WEEE; CB 60950; cETLus 60601-1 3rd; RCM; PSE; PSE; PSE; PSE;	
	Model No. GTM96060-0624	
	Part No./Ordering No. WR9QI250CCPNAIMR6B	Rev D

OUTPUT CORD AND CONNECTOR: C1S/C2932

ACTUAL CONNECTORS, OVERMOLDS, FERRITES MAY VARY SLIGHTLY FROM THE PICTURE BELOW

CABLE TYPE	UL 1185
CABLE LENGTH (mm)	1200
CABLE TOLERANCE (mm)	+150-0
WIRE GAUGE (AWG)	16
CONDUCTORS	1C + Shield
HANK DIMENSION (mm)	70+10 -10
CABLE / CONNECTOR OVERMOLD COLOR	GlobTek Black
FERRITE TYPE / DIMENSION	None
FERRITE # OF TURNS (Definition)	N/A
FERRITE DIMENSION FROM STRAIN RELIEF	N/A
FERRITE DIMENSION FROM PLUG	N/A
PLUG TYPE	Female Barrel 5.5*2.1*11mm WITH internal Spring Clip and Locking Notch or Equal
OUTPUT CONNECTOR SEX	
OVERMOLDED	
OVER MOLD ORIENTATION	Straight
CONNECTOR PIN OUT:	Center Positive (+V)
ADDITIONAL REQUIREMENTS	



ADDITIONAL OUTPUT PLUG OPTIONS ARE AVAILABLE AT <https://www.globtek.com/connectors/>
STANDARD PLUGS AND CONNECTORS CAN BE SEEN ONLINE AT <https://www.globtek.com/connectors/>

GloBtek, Inc. www.globtek.com 186 Veterans Drive, Northvale, NJ 07647 Tel. (201) 784-1000 Fax (201) 784-0111	Drawing Title: GTM96060-0624, Medical/ITE/Household use Power Supply, Efficiency Level: VI, Case Color/Style: GlobTek Black, Wall Plug-in, Regulated Switchmode AC-DC Power Supply AC Adaptor, Input Rating: 100-240V~, 50-60 Hz, Interchangeable Blades http://en.globtek.com/interchangeable-blades.php , Output Rating: 6W, 24V@0.25A, Output Configuration: 1200 mm, 16/1C + Shield Cond, UL 1185, Female Barrel 5.5*2.1*11mm WITH internal Spring Clip and Locking Notch or Equal, Ferrite: None, GlobTek Black, GT Cord # C2932, Pin Out: Center Positive (+V), Blades/Input Cord: Q-Series N. American, Approvals: CCC; FCC; CAN ICES-3; IP42; CB 62368; 230V CoC Tier 2; ETL; EAC; cETLus; cETLus; UL 1310; CB 60601-1 2MOPP; CB EN/IEC 60335-1; S-Mark IEC/EN 60601-1; S-Mark 60950; cETLus UL1310; CE; Double Insulation; CE; China RoHS; Level VI; LPS; RoHS; Ukraine; VCCI; WEEE; CB 60950; cETLus 60601-1 3rd; RCM; PSE; PSE; PSE; PSE;	
	Model No. GTM96060-0624	
	Part No./Ordering No. WR9QI250CCPNAIMR6B	Rev D

LABEL:L-1186

LABEL P/N: Standard GT

MATERIAL: Flat Thermal Transfer, Imprintable, Polyester Label and/or Pad Printed and/or Molded, and/or Laser Engraved in the case

BACKGROUND COLOR: Black if housing is Black, White or Silver if housing is White or Gray.

TEXT COLOR: White or Silver if label is Black Background for Black housing. Black if label is White or Silver background and Housing is White or Gray

LABEL WIDTH (mm): 29.8

LABEL HEIGHT (mm): 20.8

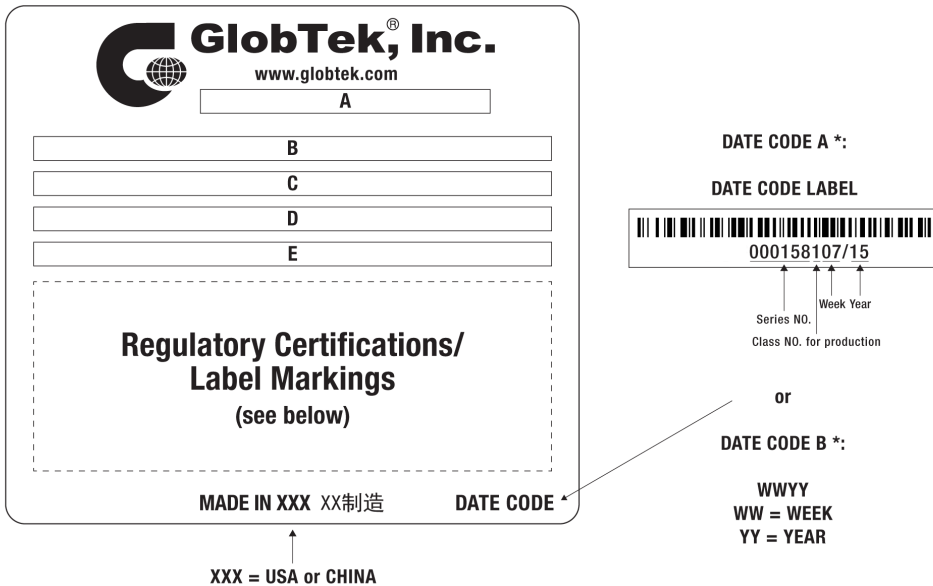
SPECIAL BARCODE LABEL

MATERIAL:

Below is the minimum information which will appear on the label. NOTE: in the logo area additional/actual positioning of symbols and text is subjected to change as per agency updates/requirements or additional model approvals become available.

Regulatory certifications/label markings may be in logo area on the label or molded into the case housing outside the label area.

Information will be shown via label and/or pad printed and/or molded and/or laser engraved in the case. * Date code markings at GlobTek option.



A=Medical/ITE/Household use Power Supply
B=P/N: (料号) WR9QI250CCPNAIMR6B
C=Model (型号) GTM96060-0624
D=Input (输入) 100-240V~, 50-60 Hz, 0.6 A
E=Output (输出) 24 V 0.25 A, 6.0W

AGENCY ONLINE DOCUMENTS

<http://www.globtek.info/certs/GTM96060/>

CE EC-Declaration for Medical

http://globtek.force.com/models/ec_declaration?id=a0Oa000000NrvDbEAJ

PROPRIETARY INFORMATION

PROPRIETARY OF GLOBTEK, INC. ANY REPRODUCTION, DISCLOSURE OR USE OF THIS DRAWING, IN WHOLE OR IN PART, IS HEREBY PROHIBITED EXCEPT AS SPECIFIED IN WRITING BY GLOBTEK, INC. © GlobTek, Inc. 2017 - 2019

GloBtek, Inc. www.globtek.com 186 Veterans Drive, Northvale, NJ 07647 Tel. (201) 784-1000 Fax (201) 784-0111	Drawing Title: GTM96060-0624, Medical/ITE/Household use Power Supply, Efficiency Level: VI, Case Color/Style: GloBtek Black, Wall Plug-in, Regulated Switchmode AC-DC Power Supply AC Adaptor, Input Rating: 100-240V~, 50-60 Hz, Interchangeable Blades http://en.globtek.com/interchangeable-blades.php , Output Rating: 6W, 24V@0.25A, Output Configuration: 1200 mm, 16/1C + Shield Cond, UL 1185, Female Barrel 5.5*2.1*11mm WITH internal Spring Clip and Locking Notch or Equal, Ferrite: None, GloBtek Black, GT Cord # C2932, Pin Out: Center Positive (+V), Blades/Input Cord: Q-Series N. American, Approvals: CCC; FCC; CAN ICES-3; IP42; CB 62368; 230V CoC Tier 2; ETL; EAC; cETLus; cETLus; UL 1310; CB 60601-1 2MOPP; CB EN/IEC 60335-1; S-Mark IEC/EN 60601-1; S-Mark 60950; cETLus UL1310; CE; Double Insulation; CE; China RoHS; Level VI; LPS; RoHS; Ukraine; VCCI; WEEE; CB 60950; cETLus 60601-1 3rd; RCM; PSE; PSE; PSE; PSE;	
	Model No. GTM96060-0624	
	Part No./Ordering No. WR9QI250CCPNAIMR6B	Rev D

CE EC-Declaration for Industrial/Commercial/ITE http://globtek.force.com/models/ec_declaration?id=a0Oa000000NrvDbEAJ
CE EC-Declaration for Household http://globtek.force.com/models/ec_declaration?id=a0Oa000000NrvDbEAJ
RoHS/RoHS3 Declaration https://www.globtek.com/pdf/rohs_cert/01ta0000007dRlrAAM
REACH Declaration https://www.globtek.com/pdf/iso_certificates/REACH.pdf
Conflict Minerals Declaration <https://www.globtek.com/pdf/conflict-minerals.pdf>
IPXY rating is based on 3rd party testing and customers should check suitability and test system level IPXY rating before ordering.

Regulatory Certifications/Label Markings

LATEST PRODUCT/MODEL CERTIFICATIONS: <http://en.globtek.com/datasheet/id/a0Oa000000NrvDb>

AGENCY ONLINE DOCUMENTS: <http://www.globtek.info/certs/GTM96060/>



(F1) Class II / Double Insulated



Center Positive (+V)

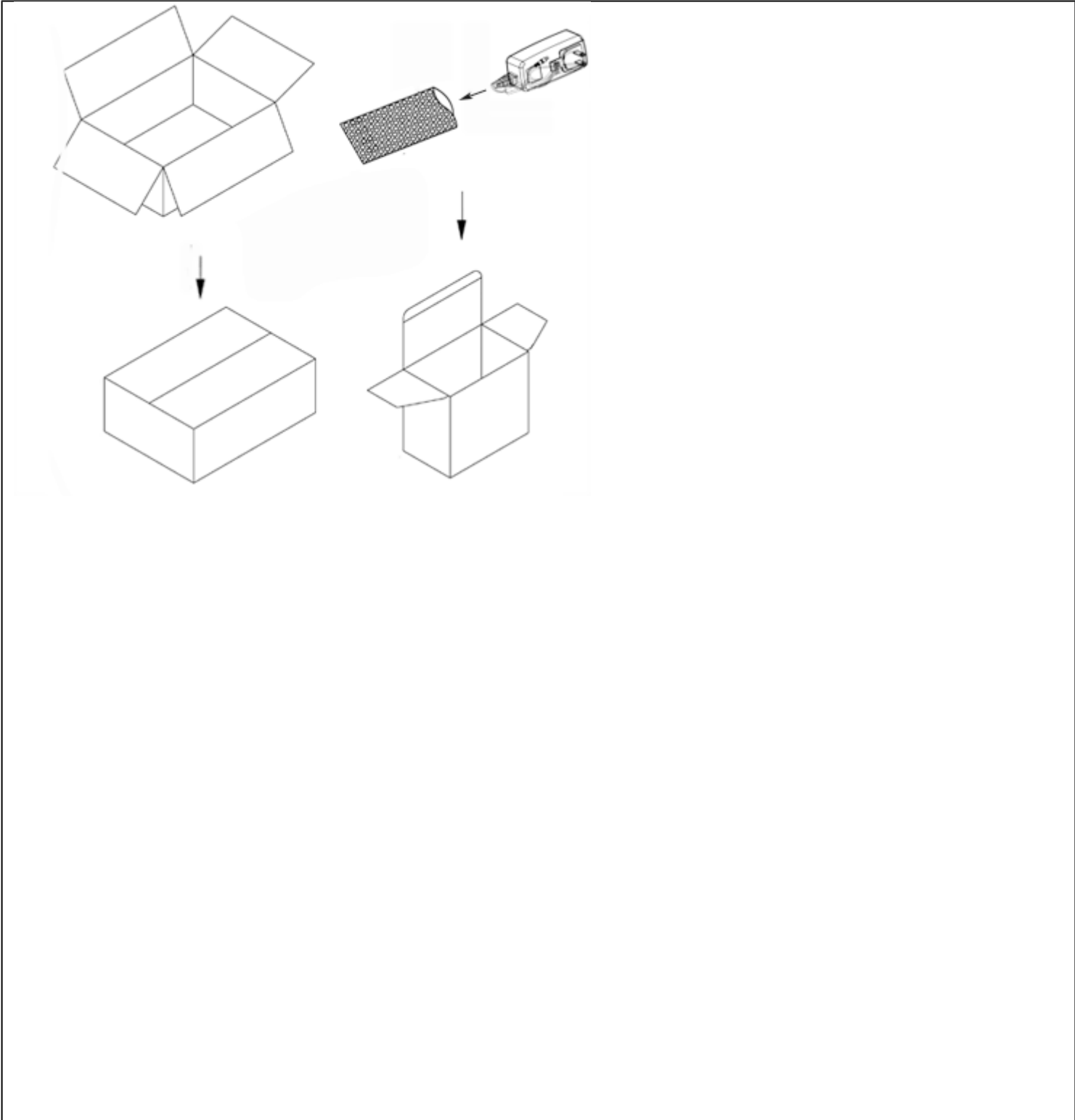
GloTek, Inc. www.globtek.com 186 Veterans Drive, Northvale, NJ 07647 Tel. (201) 784-1000 Fax (201) 784-0111	Drawing Title: GTM96060-0624, Medical/ITE/Household use Power Supply, Efficiency Level: VI, Case Color/Style: GlobTek Black, Wall Plug-in, Regulated Switchmode AC-DC Power Supply AC Adaptor, Input Rating: 100-240V~, 50-60 Hz, Interchangeable Blades http://en.globtek.com/interchangeable-blades.php , Output Rating: 6W, 24V@0.25A, Output Configuration: 1200 mm, 16/1C + Shield Cond, UL 1185, Female Barrel 5.5*2.1*11mm WITH internal Spring Clip and Locking Notch or Equal, Ferrite: None, GlobTek Black, GT Cord # C2932, Pin Out: Center Positive (+V), Blades/Input Cord: Q-Series N. American, Approvals: CCC; FCC; CAN ICES-3; IP42; CB 62368; 230V CoC Tier 2; ETL; EAC; cETLus; cETLus; UL 1310; CB 60601-1 2MOPP; CB EN/IEC 60335-1; S-Mark IEC/EN 60601-1; S-Mark 60950; cETLus UL1310; CE; Double Insulation; CE; China RoHS; Level VI; LPS; RoHS; Ukraine; VCCI; WEEE; CB 60950; cETLus 60601-1 3rd; RCM; PSE; PSE; PSE; PSE;	
	Model No. GTM96060-0624	
	Part No./Ordering No. WR9QI250CCPNAIMR6B	Rev D

PACKAGING

Packing Spec P/N:	Standard WPI Q-NA installed with PE bag, User manual
Box Qty:	60
Gift Box Size (mm):	100*90*58
Gift Box Color:	White
Master Carton Size (mm):	465 x 415 x 225
Master Carton Cubic Volume (m ³):	0.04
Master GW (Kg):	15.2 kg
BLADES INCLUDED:	Q-NA(R):
BLADE/CORD INSTALLED:	Q-NA(R):
USER MANUAL:	809-PSUQKITUSERMANUAL on A4 paper
USER MANUAL WEB LINK:	https://www.globtek.com/pdf/809-PSUQKITUSERMNUA...

If specific packaging is required, this section must specify all requirements and note "no exceptions". If this section does not specify packaging, it is subject to change without notice at GlobTek's discretion

<p>GlobTek, Inc. www.globtek.com 186 Veterans Drive, Northvale, NJ 07647 Tel. (201) 784-1000 Fax (201) 784-0111</p>	<p>Drawing Title: GTM96060-0624, Medical/ITE/Household use Power Supply, Efficiency Level: VI, Case Color/Style: GlobTek Black, Wall Plug-in, Regulated Switchmode AC-DC Power Supply AC Adaptor, Input Rating: 100-240V~, 50-60 Hz, Interchangeable Blades http://en.globtek.com/interchangeable-blades.php, Output Rating: 6W, 24V@0.25A, Output Configuration: 1200 mm, 16/1C + Shield Cond, UL 1185, Female Barrel 5.5*2.1*11mm WITH internal Spring Clip and Locking Notch or Equal, Ferrite: None, GlobTek Black, GT Cord # C2932, Pin Out: Center Positive (+V), Blades/Input Cord: Q-Series N. American, Approvals: CCC; FCC; CAN ICES-3; IP42; CB 62368; 230V CoC Tier 2; ETL; EAC; cETLus; cETLus; UL 1310; CB 60601-1 2MOPP; CB EN/IEC 60335-1; S-Mark IEC/EN 60601-1; S-Mark 60950; cETLus UL1310; CE; Double Insulation; CE; China RoHS; Level VI; LPS; RoHS; Ukraine; VCCI; WEEE; CB 60950; cETLus 60601-1 3rd; RCM; PSE; PSE; PSE; PSE;</p>
<p>Model No. GTM96060-0624</p>	
<p>Part No./Ordering No. WR9QI250CCPNAIMR6B</p>	<p>Rev D</p>



GloBtek, Inc. www.globtek.com 186 Veterans Drive, Northvale, NJ 07647 Tel. (201) 784-1000 Fax (201) 784-0111	Drawing Title: GTM96060-0624, Medical/ITE/Household use Power Supply, Efficiency Level: VI, Case Color/Style: GlobTek Black, Wall Plug-in, Regulated Switchmode AC-DC Power Supply AC Adaptor, Input Rating: 100-240V~, 50-60 Hz, Interchangeable Blades http://en.globtek.com/interchangeable-blades.php , Output Rating: 6W, 24V@0.25A, Output Configuration: 1200 mm, 16/1C + Shield Cond, UL 1185, Female Barrel 5.5*2.1*11mm WITH internal Spring Clip and Locking Notch or Equal, Ferrite: None, GlobTek Black, GT Cord # C2932, Pin Out: Center Positive (+V), Blades/Input Cord: Q-Series N. American, Approvals: CCC; FCC; CAN ICES-3; IP42; CB 62368; 230V CoC Tier 2; ETL; EAC; cETLus; cETLus; UL 1310; CB 60601-1 2MOPP; CB EN/IEC 60335-1; S-Mark IEC/EN 60601-1; S-Mark 60950; cETLus UL1310; CE; Double Insulation; CE; China RoHS; Level VI; LPS; RoHS; Ukraine; VCCI; WEEE; CB 60950; cETLus 60601-1 3rd; RCM; PSE; PSE; PSE; PSE;	
	Model No. GTM96060-0624	
	Part No./Ordering No. WR9QI250CCPNAIMR6B	Rev D

INSTRUCTIONS TO THE OEM SYSTEMS ENGINEER

It is the responsibility of the OEM systems engineer to provide the end system user instructions and warnings for the use of this product in the end system.

If an input cord is required for this product, AC Mains voltage should be provided to the power supply by a power supply cord approved to the national standards of the country in which it will be used.

This power supply is not designed to be repaired. No serviceable parts inside. A blown internal fuse is an indication of catastrophic failure of circuit component(s). If a Failure Analysis is required for a failed power supply/battery charger, please return the damaged unit to Globtek for an accurate determination of the root cause of the failure.

EMC Compliance of the complete OEM product, including the GlobTek power supply/battery charger needs to be verified by the OEM systems engineer.

INSTRUCTION SHEET

Q Blades Instruction Sheet (not required to be packaged with product)

Insertion Instructions: <http://www.globtek.com/pdf/Instructions-Interchangeable-Blades.pdf>

This manual is Provided to customer within the product specification - it is the responsibility of the OEM/customer to provide the end system user instructions + warnings for the use of this product in the end system. By accepting this specification the customer/OEM Agrees to these terms.

USER MANUAL FOR Q-BLADE SERIES SWITCHING POWER SUPPLIES

Manual del Usuario. Fuentes de Alimentación Series Q-Blade

WARNING! RISK OF FIRE! SHOCK HAZARD!: To prevent electric shock, do not remove the cover. No user-serviceable parts inside. This unit contains hazardous voltages and should only be opened by a trained and qualified technician. Do not use if bent, cracked, modified or compromised. To avoid the possibility of electric shock, disconnect electric power to the product before connecting or disconnecting.

Advertencia! Riesgo de Fuego! Peligro de Choque eléctrico! No contiene dentro componentes servibles para el usuario. Desconecte el cable de alimentación antes de quitar la cubierta.

INDOOR USE ONLY!

Únicamente para uso en el interior.

POWER SUPPLY BLADE/CORD: AC Mains voltage should be provided to the power supply by a power supply cords approved to the national standards in which it will be used. Please use the below table as a guideline for Suitable Power cords.

CABLE DE ALIMENTACIÓN: El voltaje de la CA debe proporcionarse a la fuente de alimentación mediante los cables de alimentación aprobados conforme a las normas nacionales según las cuales será utilizada. Utilice por favor la tabla mencionada aquí abajo como guía para los cables eléctricos adecuados.

1. Class II model NEMA 1-15P AC power plug with 2 prongs, Q-NA(R)
2. Australian AS 3112 configuration: SAA 2 pins Class II, Q-SAA(R)
3. UK BS 1363 configuration: UK 2 pins Class II, Q-UKY(R)

PROPRIETARY INFORMATION

PROPRIETARY OF GLOBTEK, INC. ANY REPRODUCTION, DISCLOSURE OR USE OF THIS DRAWING, IN WHOLE OR IN PART, IS HEREBY PROHIBITED EXCEPT AS SPECIFIED IN Page 13 of 14

WRITING BY GLOBTEK, INC. © GlobTek, Inc. 2017 - 2019

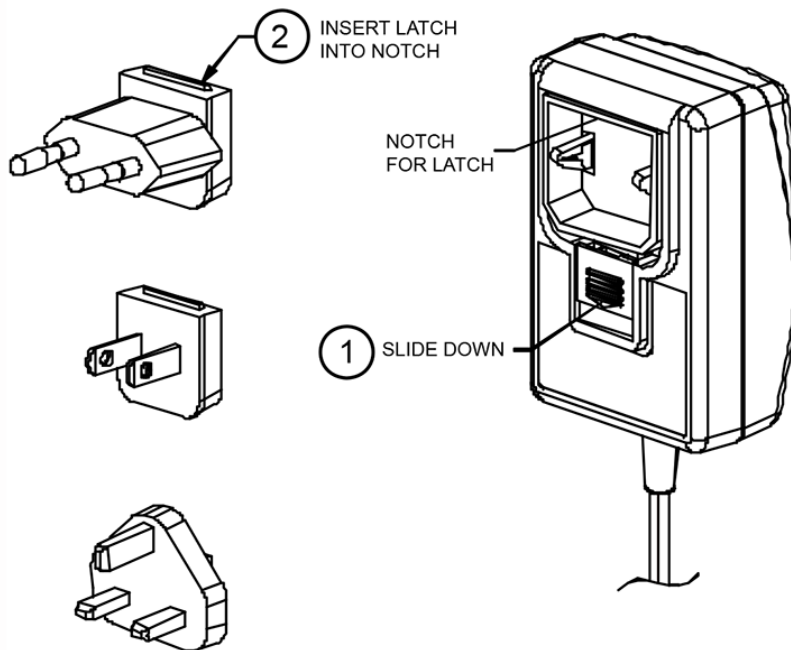
quest /07/16/2019 8:12:59 AM

<p>GlobTek, Inc. www.globtek.com 186 Veterans Drive, Northvale, NJ 07647 Tel. (201) 784-1000 Fax (201) 784-0111</p>	<p>Drawing Title: GTM96060-0624, Medical/ITE/Household use Power Supply, Efficiency Level: VI, Case Color/Style: GlobTek Black, Wall Plug-in, Regulated Switchmode AC-DC Power Supply AC Adaptor, Input Rating: 100-240V~, 50-60 Hz, Interchangeable Blades http://en.globtek.com/interchangeable-blades.php, Output Rating: 6W, 24V@0.25A, Output Configuration: 1200 mm, 16/1C + Shield Cond, UL 1185, Female Barrel 5.5*2.1*11mm WITH internal Spring Clip and Locking Notch or Equal, Ferrite: None, GlobTek Black, GT Cord # C2932, Pin Out: Center Positive (+V), Blades/Input Cord: Q-Series N. American, Approvals: CCC; FCC; CAN ICES-3; IP42; CB 62368; 230V CoC Tier 2; ETL; EAC; cETLus; cETLus; UL 1310; CB 60601-1 2MOPP; CB EN/IEC 60335-1; S-Mark IEC/EN 60601-1; S-Mark 60950; cETLus UL1310; CE; Double Insulation; CE; China RoHS; Level VI; LPS; RoHS; Ukraine; VCCI; WEEE; CB 60950; cETLus 60601-1 3rd; RCM; PSE; PSE; PSE; PSE;</p> <p>Model No. GTM96060-0624</p> <p>Part No./Ordering No. WR9QI250CCPNAIMR6B</p> <p>Rev D</p>
-----------------------------------------------------------------------------------------------------------------------------------------	-----------------------------------------------------------------------------------------------------------------------------------------------------------------------------------------------------------------------------------------------------------------------------------------------------------------------------------------------------------------------------------------------------------------------------------------------------------------------------------------------------------------------------------------------------------------------------------------------------------------------------------------------------------------------------------------------------------------------------------------------------------------------------------------------------------------------------------------------------------------------------------------------------------------------------------------------------------------------------------------------------------------------------------------------------------------------------------------------------------------------

4. European CEE 7/16 configuration: Europlug 2 PINS, Class II, Q-EU(R)
5. Korean KS C8305 configuration: Q-KR(R)
6. Argentina IRAM 2073 configuration: 2 pins, Class II Q-AR(R)
7. China GR 2099 configuration: 2 pins, Class II Q-CN(R)
8. India configuration: 2 pins, Class II, Q-IN(R)
9. IEC320/C18 Inlet

FUSING: Internal fuse for Line is provided in the power supply. A blown internal fuse is an indication of catastrophic failure of circuit component(s). Repair must be performed by GlobTek, Inc. authorized personnel. Fuses must be replaced with same type and ratings per GlobTek internal documentation.

FUSIBLES: La fuente de alimentación provee un fusible interno para la línea. Un fusible interno quemado es un indicador de una falla catastrófica de los componentes del circuito. La reparación debe ser hecha por personal autorizado de GlobTek, Inc. Los fusibles se deben reemplazar por los mismos tipos y rangos que la documentación interna de GlobTek mencione.



This symbol on an instrument indicates that the user should refer to the operating instructions located in the manual.

Please note:

The blades shown above are for representation of the installation process and do not indicate which AC blades are included with this power supply. Please reference the specifications "Power Supply Information" (page 2) and "Input Configuration" (page 6) for information regarding the actual blade included with this power supply, if any.