

GlobTek, Inc. www.globtek.com 186 Veterans Drive, Northvale, NJ 07647 Tel. (201) 784-1000 Fax (201) 784-0111	Drawing Title: GT-96180-1830-6.0-T2-PP, PoE, Passive Power Injector, Efficiency Level: USA DOE Level VI / Eco-design Directive 2009/125/EC, (EU) 2019/1782, Case Color/Style: GlobTek Black, Desktop/External, Single Port Power Over Ethernet Midspan (IEEE802.3af PoE PSE), Input Rating: 100-240V~, 50-60 Hz, IEC 60320/C8 , Output Rating: 18W, 24.0V@0.75A, Output Configuration: N/A mm, N/A/ Cond, N/A, None, Ferrite: None, N/A, GT Cord # C0745, Pin Out: PoE injector wiring Data, Data+Power, RJ45 x 2, Blades/Input Cord: Not Applicable, Approvals: CCC; CB 62368; EAC; UKCA; cETLus 62368-1; Morocco; S-Mark 62368; WEEE; VCCE; Ukraine; China RoHS; RoHS; Level VI; CE; Double Insulation; LPS 62368; PSE; ETL; S-Mark 60950; RCM; CB 60335;	
	Model No. GT-96180-1830-6.0-T2-PP	
Part No./Ordering No. GT-96180-1824-T2-PP		Rev C

REVISION HISTORY

REV	DESCRIPTION	SUB	DATE	APPROVED
C	Update pinout to POE RJ45X2, change packing: master carton dimensions to 442*330*275 mm, gift box dimensions to 125*105*43 mm, Qty to 60 pcs/carton		07/30/2019	QA
B	Update Input current from 0.5A to 0.6A, add EAC to approvals		06/05/2018	QA
A	Initial Release		05/02/2017	QA

In Addition to GlobTek Inc.'s renewed ISO9001:2015 - Quality Management System Certification, GlobTek Inc. is now certified to:

ISO13485:2016 - Medical Devices Quality Management System Certification
ISO14001:2015 - Environmental Management System Certification

ISO Certificates are available online at <https://www.globtek.com/iso-certificates/>

Customer Approval of Specification:

Please approve, sign and send back to GlobTek so we can complete order processing.

A delay in receipt of this form will delay delivery schedule.

Company Name:

Customer P/N:

Quote Number:

Date:

Authorized Representative Name:

Authorized Representative Signature:

The acceptance of this specification and use of the product described in this document indicates the acceptance and binding of the customer to Globtek terms and conditions, which supersede all other agreements, terms, and conditions (<https://en.globtek.com/terms-and-conditions/>).

The purchaser of this product (Customer) agrees that it is their sole responsibility to determine suitability/fitness of the product described in this specification for their application and to take precautions for protection against any hazards attendant to the handling and use of the product.

Footnote:

GlobTek Inc. will not be liable for the safety and performance of these power supplies if unauthorized access and repair occurs. End user should consult applicable UL, CSA or EN standards for proper installation instruction.

Limitation of Use:

GlobTek products are intended for use with commercial, medical, and/or industrial equipment only. GlobTek product are not authorized for use as mission critical components in life support hazardous environment, nuclear or aircraft applications without prior written approval from the CEO of GlobTek Inc.

Contents of this document are subject to change without prior notice.

GlobTek, Inc. www.globtek.com 186 Veterans Drive, Northvale, NJ 07647 Tel. (201) 784-1000 Fax (201) 784-0111	Drawing Title: GT-96180-1830-6.0-T2-PP, PoE, Passive Power Injector, Efficiency Level: USA DOE Level VI / Eco-design Directive 2009/125/EC, (EU) 2019/1782, Case Color/Style: GlobTek Black, Desktop/External, Single Port Power Over Ethernet Midspan (IEEE802.3af PoE PSE), Input Rating: 100-240V~, 50-60 Hz, IEC 60320/C8 , Output Rating: 18W, 24.0V@0.75A, Output Configuration: N/A mm, N/A/ Cond, N/A, None, Ferrite: None, N/A, GT Cord # C0745, Pin Out: PoE injector wiring Data, Data+Power, RJ45 x 2, Blades/Input Cord: Not Applicable, Approvals: CCC; CB 62368; EAC; UKCA; cETLus 62368-1; Morocco; S-Mark 62368; WEEE; VCCI; Ukraine; China RoHS; RoHS; Level VI; CE; Double Insulation; LPS 62368; PSE; ETL; S-Mark 60950; RCM; CB 60335;	
	Model No. GT-96180-1830-6.0-T2-PP	
	Part No./Ordering No. GT-96180-1824-T2-PP	Rev C

POWER SUPPLY INFORMATION

TYPE:	Desktop/External
TECHNOLOGY:	Single Port Power Over Ethernet Midspan (IEEE802.3af PoE PSE)
CASE COLOR:	GlobTek Black
NAMEPLATE RATED INPUT:	100-240V~, 50-60 Hz, 0.6A
INPUT CONFIG:	IEC 60320/C8
WATTS:	18.0
VOLTS OUT:	24.0
CURRENT OUT (Amps):	0.75
BLADE/CORD INCLUDED:	N/A Not Applicable
BLADE/CORD INSTALLED:	N/A :Not Applicable
INGRESS PROTECTION:	
GROUNDING CONFIGURATION:	(F1) Class II / Double Insulated
EFFICIENCY LEVEL:	USA DOE Level VI / Eco-design Directive 2009/125/EC, (EU) 2019/1782
OUTPUT CONFIGURATION:	N/A mm, N/A/ Cond, N/A, None, Ferrite: None, N/A, GT Cord # C0745
CONNECTOR PIN OUT:	PoE injector wiring Data, Data+Power, RJ45 x 2
LABEL SPECS:	Standard GT,L-1186
SPECIAL BARCODE LABEL MATERIAL:	No
PACK SPEC:	Standard DT, Individually Box
USER MANUAL:	

PROPRIETARY INFORMATION

PROPRIETARY OF GLOBTEK, INC. ANY REPRODUCTION, DISCLOSURE OR USE OF THIS DRAWING, IN WHOLE OR IN PART, IS HEREBY PROHIBITED EXCEPT AS SPECIFIED IN WRITING BY GLOBTEK, INC. © GlobTek, Inc. 2017 - 2021

<p>GlobTek, Inc. www.globtek.com 186 Veterans Drive, Northvale, NJ 07647 Tel. (201) 784-1000 Fax (201) 784-0111</p>	<p>Drawing Title: GT-96180-1830-6.0-T2-PP, PoE, Passive Power Injector, Efficiency Level: USA DOE Level VI / Eco-design Directive 2009/125/EC, (EU) 2019/1782, Case Color/Style: GlobTek Black, Desktop/External, Single Port Power Over Ethernet Midspan (IEEE802.3af PoE PSE), Input Rating: 100-240V~, 50-60 Hz, IEC 60320/C8 , Output Rating: 18W, 24.0V@0.75A, Output Configuration: N/A mm, N/A/ Cond, N/A, None, Ferrite: None, N/A, GT Cord # C0745, Pin Out: PoE injector wiring Data, Data+Power, RJ45 x 2, Blades/Input Cord: Not Applicable, Approvals: CCC; CB 62368; EAC; UKCA; cETLus 62368-1; Morocco; S-Mark 62368; WEEE; VCCI; Ukraine; China RoHS; RoHS; Level VI; CE; Double Insulation; LPS 62368; PSE; ETL; S-Mark 60950; RCM; CB 60335;</p>
	<p>Model No. GT-96180-1830-6.0-T2-PP</p>
	<p>Part No./Ordering No. GT-96180-1824-T2-PP</p>
	<p>Rev C</p>

Notes/Modifications/Customizations (notes in this section supersede the values shown in the standard spec):
DIMENSIONS ARE IN MM UNLESS SPECIFIED OTHERWISE.

<p>GlobTek, Inc. www.globtek.com 186 Veterans Drive, Northvale, NJ 07647 Tel. (201) 784-1000 Fax (201) 784-0111</p>	<p>Drawing Title: GT-96180-1830-6.0-T2-PP, PoE, Passive Power Injector, Efficiency Level: USA DOE Level VI / Eco-design Directive 2009/125/EC, (EU) 2019/1782, Case Color/Style: GlobTek Black, Desktop/External, Single Port Power Over Ethernet Midspan (IEEE802.3af PoE PSE), Input Rating: 100-240V~, 50-60 Hz, IEC 60320/C8 , Output Rating: 18W, 24.0V@0.75A, Output Configuration: N/A mm, N/A/ Cond, N/A, None, Ferrite: None, N/A, GT Cord # C0745, Pin Out: PoE injector wiring Data, Data+Power, RJ45 x 2, Blades/Input Cord: Not Applicable, Approvals: CCC; CB 62368; EAC; UKCA; cETLus 62368-1; Morocco; S-Mark 62368; WEEE; VCCI; Ukraine; China RoHS; RoHS; Level VI; CE; Double Insulation; LPS 62368; PSE; ETL; S-Mark 60950; RCM; CB 60335;</p> <p>Model No. GT-96180-1830-6.0-T2-PP</p> <p>Part No./Ordering No. GT-96180-1824-T2-PP</p> <p>Rev C</p>
---	---

ELECTRICAL SPECIFICATIONS

GlobTek's 18W and 36W Passive Power over Ethernet Midspan Injectors offers cost effective and reliable solution for remote powering of specialized non-standard Ethernet Powered Devices requiring up to 36 Watts over existing network infrastructure. These Passive Injectors are configured to provide 18 or 36 watts of power over two pairs (4,5 + and 7,8 -) per IEEE 802.3 defined wires. When the load device is connected, GlobTek's Passive PoE Injector will immediately source power to the Powered Device. GlobTek's 56V Passive PoE Injectors are designed to function with and provide power to any IEEE 802.3af or 802.3at PoE device. For specialized applications Globtek can also provide lower output voltage models between 18V and 54V with reduced circuit complexity, these are referred to as our Simple Power over Ethernet Injector products.

MAIN FEATURES

- Cost Effective Passive PoE, supplies continuous power without requiring handshaking communications
- Output can source up to 18W or 36W at 18V, 24V, 36V, 48V, 54V or 56V
- Withstands high energy EMI Immunity events without going into latched shutdown state
- Short Circuit and Overload Protection protects Ethernet cabling if Splitter has a Short Circuit
- Green LED Indicates Output Power Availability
- Passive PoE models can transfer 10/100/1000 BaseT Data Rates (Gigabit compatible)
- Simple, Low Cost PoE models can transfer 10/100 BaseT Data Rates
- Universal Input Power from 100Vac to 240Vac
- Green Design: Compliant to DoE Efficiency level VI requirement
- Full Protection for Over Voltage and Current
- Compact 104 x 54 x 40 mm (w/o MTG Flange)

APPLICATIONS

- Custom Ethernet Power Distribution Architecture
- Network Security Cameras
- Point of Sales
- Industrial Controllers
- Electronic Time Card Readers
- Building Security Systems
- Network Camera with Pan, Tilt and Zoom Features
- Electronic Signs
- RFID Readers
- Motion Sensors
- HVAC Controllers
- Magnetic Card Readers
- Digital Time clock

A) ELECTRICAL SPECIFICATIONS:

INPUT

Input Range: 90-264 Vac (85-264Vac @ 85% of rated output power)

Input Line Frequency: 47-63Hz

Input Current:< 1A RMS @ 90Vac Full Load for 36W

< 0.6A RMS @ 90Vac Full Load for 18W

Inrush Current: 30/60A max at 115/230Vac

No load Power: < 100mW

Efficiency: > 87.4%, 4 Point Avg efficiency. Typical at Full Load for 36W

PROPRIETARY INFORMATION

PROPRIETARY OF GLOBTEK, INC. ANY REPRODUCTION, DISCLOSURE OR USE OF THIS DRAWING, IN WHOLE OR IN PART, IS HEREBY PROHIBITED EXCEPT AS SPECIFIED IN WRITING BY GLOBTEK, INC. © GlobTek, Inc. 2017 - 2021

<p>GlobTek, Inc. www.globtek.com 186 Veterans Drive, Northvale, NJ 07647 Tel. (201) 784-1000 Fax (201) 784-0111</p>	<p>Drawing Title: GT-96180-1830-6.0-T2-PP, PoE, Passive Power Injector, Efficiency Level: USA DOE Level VI / Eco-design Directive 2009/125/EC, (EU) 2019/1782, Case Color/Style: GlobTek Black, Desktop/External, Single Port Power Over Ethernet Midspan (IEEE802.3af PoE PSE), Input Rating: 100-240V~, 50-60 Hz, IEC 60320/C8 , Output Rating: 18W, 24.0V@0.75A, Output Configuration: N/A mm, N/A/ Cond, N/A, None, Ferrite: None, N/A, GT Cord # C0745, Pin Out: PoE injector wiring Data, Data+Power, RJ45 x 2, Blades/Input Cord: Not Applicable, Approvals: CCC; CB 62368; EAC; UKCA; cETLus 62368-1; Morocco; S-Mark 62368; WEEE; VCCI; Ukraine; China RoHS; RoHS; Level VI; CE; Double Insulation; LPS 62368; PSE; ETL; S-Mark 60950; RCM; CB 60335;</p> <p>Model No. GT-96180-1830-6.0-T2-PP</p> <p>Part No./Ordering No. GT-96180-1824-T2-PP</p> <p>Rev C</p>
---	---

> 85.0%, 4 Point Avg efficiency. Typical at Full Load for 18W

Turn on-delay: 1 Second Typical @ 115Vac

Input Line Protection: MOV Transient protected.

Hold-up time: 8ms typical at nominal input voltage and full load

Touch current at output: <100uA

Earth Leakage current at input: <100uA

Isolation: Input to Output, 3000 VAC

OUTPUT

Power Injection Pins: 4&5 for V+ and 7&8 for Common

Port Voltage: 56V standard, 18V to 54V optional

Port Power: 18W or 36W Max

Port Voltage Regulation: +/-3%, and less than 57Vdc

Port Voltage Ripple: 100mVpp max

B) ENVIRONMENTAL

Temperature: Operating, -10C to 40C

Storage, -30C to 80C

Humidity: 0% to 95% Relative Humidity, Non-Condensing

Altitude: Operating, Up to 5000M

C) MECHANICALS / ENCLOSURE

Housing: High impact plastic, 94V0 polycarbonate, non-vented

Markings: Label and/or Pad Printed and/or Molded in the case

Dimensions: 104*54*40 mm (w/o MTG Flange)

Weight: 0.35 Lb, 155 gr.

AC Input mechanical options: Desktop C6, C8, C14 or C18 IEC Inlet.

Hybrid option (Desktop or Changeable Blade Wall Plug-in) Class I or Class II input

Data and Data+Power Connector: Fully Shielded RJ45

D) EMISSIONS and IMMUNITY

Emission: Meets FCC Class B Part 15, EN55022 Class B

Immunity: Meets the following;

EN61000-6-2 (Industrial Level Immunity Compliance, extended levels shown in parenthesis)

EN 61000-4-2 ESD (+/-18KV Air, +/-8KV Contact, criteria A) (+/-20KV Air, +/-10KV Contact, criteria B)

EN 61000-4-3 Radiated Immunity

EN 61000-4-4 EFT (+/-2.5KV, criteria A) (+/-4KV, criteria B)

EN 61000-4-5 Surge (+/-2KV Line-Line, +/-4KV Line to Gnd, criteria A)

EN 61000-4-6 Conducted Susceptibility

EN 61000-4-11 Voltage Dips and Interrupts

EN 61000-3-2 Harmonics, Class A

E) SAFETY APPROVALS

Compliant Safety Standards: See listings at end of this drawing for specifics

F) INTEROPERABILITY: Passive and Simple 48V and 56V models work with all types of AF and AT Splitters and PoE appliances with appropriate input power requirements

PROPRIETARY INFORMATION

PROPRIETARY OF GLOBTEK, INC. ANY REPRODUCTION, DISCLOSURE OR USE OF THIS DRAWING, IN WHOLE OR IN PART, IS HEREBY PROHIBITED EXCEPT AS SPECIFIED IN

WRITING BY GLOBTEK, INC. © GlobTek, Inc. 2017 - 2021

quest/06/14/2021 12:33:15 AM

GlobTek, Inc. www.globtek.com 186 Veterans Drive, Northvale, NJ 07647 Tel. (201) 784-1000 Fax (201) 784-0111	Drawing Title: GT-96180-1830-6.0-T2-PP, PoE, Passive Power Injector, Efficiency Level: USA DOE Level VI / Eco-design Directive 2009/125/EC, (EU) 2019/1782, Case Color/Style: GlobTek Black, Desktop/External, Single Port Power Over Ethernet Midspan (IEEE802.3af PoE PSE), Input Rating: 100-240V~, 50-60 Hz, IEC 60320/C8 , Output Rating: 18W, 24.0V@0.75A, Output Configuration: N/A mm, N/A/ Cond, N/A, None, Ferrite: None, N/A, GT Cord # C0745, Pin Out: PoE injector wiring Data, Data+Power, RJ45 x 2, Blades/Input Cord: Not Applicable, Approvals: CCC; CB 62368; EAC; UKCA; cETLus 62368-1; Morocco; S-Mark 62368; WEEE; VCCI; Ukraine; China RoHS; RoHS; Level VI; CE; Double Insulation; LPS 62368; PSE; ETL; S-Mark 60950; RCM; CB 60335;	
	Model No. GT-96180-1830-6.0-T2-PP	
Part No./Ordering No. GT-96180-1824-T2-PP		Rev C

G) SPECIAL OPTIONS

1. Custom Markings
2. High Rel PCB laminate with Plated through Holes for IPC610 Class 2 Compliance
3. Special Housing Color
4. Reduced Output Voltage, 18V to 54V

18W PoE Injector, Ethernet InterOperability and Compatibility Testing

Injector tested: *Model GT-96180-1856*, rated 18W output, 56Vdc, IEEE802.3-2003 af Compliant

Note, assuming 80% eff splitter, max Pout = 14.4W (14.4/18 = 0.8)

Splitter Model Used	Splitter Description	Splitter O/P Power Rating	Splitter Load During Testing
GlobTek GT-91087	5V, af type	8W	7.5W
PowerDSine PD-AS-601/5	5V, af type	10W	
Linksys POEES5	5V, af type	10W	
Axis 5008-001-02	5V, af type	10W	14W
PowerDSine PD-AS-701/12	12V, at type	24W	
Phihong POE21-120-R	12V, at type	21W	
Cisco 7970 Series Phone	IP Phone, af type	Input to Phone rating 48V, 0.38A	

100BaseT/1000 Base T network digital transmission testing

(During testing ethernet communications is passed thru Injector and then Splitter and then to a computer)

Injector tested: *Model GT-96180-1856*, rated 18W output, 56Vdc, IEEE802.3-2003 af Compliant

Injector is Gigabit designed and tested, to 100 Base T and 1000 Base T

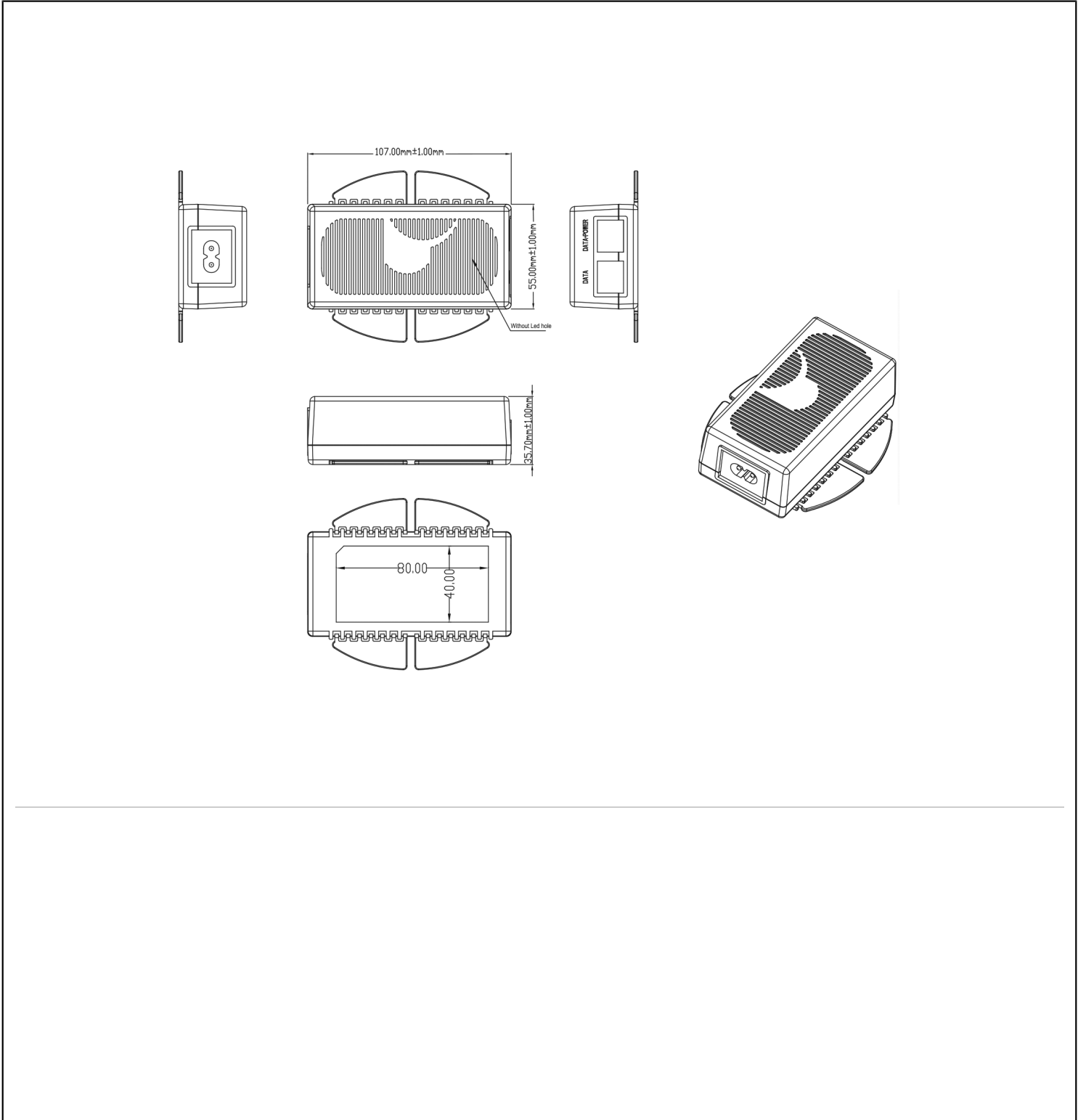
Splitter Model Used	Splitter Description	P/F	Notes:
Axis 5008-001-02	100 Base T rating	P	Limited bandwidth splitter
PowerDSine PD-AS-701/12	1000 Base T rating	P	Full bandwidth splitter

TO ADDRESS SYSTEM-LEVEL EMI CONCERNS, FERRITE CHOKES/BEADS MAY BE ADDED/REVISED UPON REQUEST. A SAMPLE KIT OF GLOBTEK'S STANDARD FERRITES IS AVAILABLE UNDER GLOBTEK P/N: EMI-MITIGATION-KIT1

FOR ADDITIONAL INFORMATION, PLEASE READ OUR WHITE PAPER AT:

<https://en.globtek.com/technical-articles/ferrite-kit-radiated-emi-suppression-kit-for-globtek-power-supplies-cable-assemblies>

<p>GlobTek, Inc. www.globtek.com 186 Veterans Drive, Northvale, NJ 07647 Tel. (201) 784-1000 Fax (201) 784-0111</p>	<p>Drawing Title: GT-96180-1830-6.0-T2-PP, PoE, Passive Power Injector, Efficiency Level: USA DOE Level VI / Eco-design Directive 2009/125/EC, (EU) 2019/1782, Case Color/Style: GlobTek Black, Desktop/External, Single Port Power Over Ethernet Midspan (IEEE802.3af PoE PSE), Input Rating: 100-240V~, 50-60 Hz, IEC 60320/C8 , Output Rating: 18W, 24.0V@0.75A, Output Configuration: N/A mm, N/A/ Cond, N/A, None, Ferrite: None, N/A, GT Cord # C0745, Pin Out: PoE injector wiring Data, Data+Power, RJ45 x 2, Blades/Input Cord: Not Applicable, Approvals: CCC; CB 62368; EAC; UKCA; cETLus 62368-1; Morocco; S-Mark 62368; WEEE; VCCI; Ukraine; China RoHS; RoHS; Level VI; CE; Double Insulation; LPS 62368; PSE; ETL; S-Mark 60950; RCM; CB 60335;</p> <p>Model No. GT-96180-1830-6.0-T2-PP</p> <p>Part No./Ordering No. GT-96180-1824-T2-PP</p>	<p>Rev C</p>
--	--	--------------

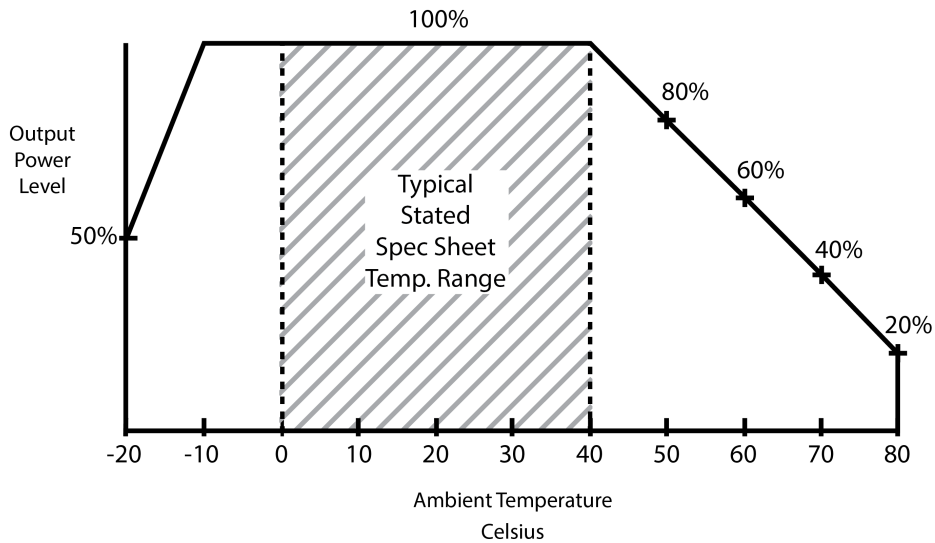


<p>GlobTek, Inc. www.globtek.com 186 Veterans Drive, Northvale, NJ 07647 Tel. (201) 784-1000 Fax (201) 784-0111</p>	<p>Drawing Title: GT-96180-1830-6.0-T2-PP, PoE, Passive Power Injector, Efficiency Level: USA DOE Level VI / Eco-design Directive 2009/125/EC, (EU) 2019/1782, Case Color/Style: GlobTek Black, Desktop/External, Single Port Power Over Ethernet Midspan (IEEE802.3af PoE PSE), Input Rating: 100-240V~, 50-60 Hz, IEC 60320/C8 , Output Rating: 18W, 24.0V@0.75A, Output Configuration: N/A mm, N/A/ Cond, N/A, None, Ferrite: None, N/A, GT Cord # C0745, Pin Out: PoE injector wiring Data, Data+Power, RJ45 x 2, Blades/Input Cord: Not Applicable, Approvals: CCC; CB 62368; EAC; UKCA; cETLus 62368-1; Morocco; S-Mark 62368; WEEE; VCCI; Ukraine; China RoHS; RoHS; Level VI; CE; Double Insulation; LPS 62368; PSE; ETL; S-Mark 60950; RCM; CB 60335;</p> <p>Model No. GT-96180-1830-6.0-T2-PP</p> <p>Part No./Ordering No. GT-96180-1824-T2-PP</p>	<p>Rev C</p>
--	--	--------------

DERATING CURVE

**Typical External
Power Supply Derating Curve**

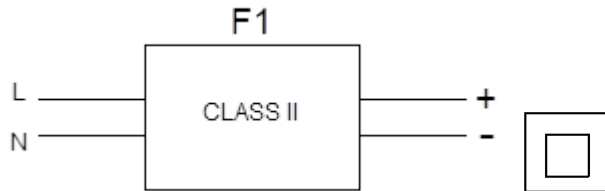
(For Efficiency Level V and Efficiency Level VI Products)



GlobTek, Inc. www.globtek.com 186 Veterans Drive, Northvale, NJ 07647 Tel. (201) 784-1000 Fax (201) 784-0111	Drawing Title: GT-96180-1830-6.0-T2-PP, PoE, Passive Power Injector, Efficiency Level: USA DOE Level VI / Eco-design Directive 2009/125/EC, (EU) 2019/1782, Case Color/Style: GlobTek Black, Desktop/External, Single Port Power Over Ethernet Midspan (IEEE802.3af PoE PSE), Input Rating: 100-240V~, 50-60 Hz, IEC 60320/C8 , Output Rating: 18W, 24.0V@0.75A, Output Configuration: N/A mm, N/A/ Cond, N/A, None, Ferrite: None, N/A, GT Cord # C0745, Pin Out: PoE injector wiring Data, Data+Power, RJ45 x 2, Blades/Input Cord: Not Applicable, Approvals: CCC; CB 62368; EAC; UKCA; cETLus 62368-1; Morocco; S-Mark 62368; WEEE; VCCI; Ukraine; China RoHS; RoHS; Level VI; CE; Double Insulation; LPS 62368; PSE; ETL; S-Mark 60950; RCM; CB 60335;	
	Model No. GT-96180-1830-6.0-T2-PP	
Part No./Ordering No. GT-96180-1824-T2-PP		Rev C

INPUT CONFIGURATION

(F1) Class II / Double Insulated

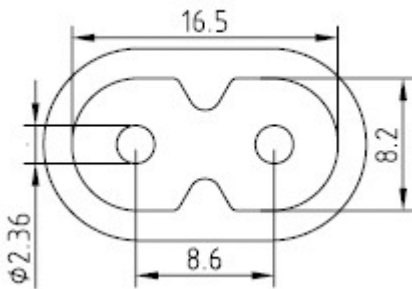


[Alternate grounding configurations](#) available upon request.

Blades/Cord Included:N/A:Not Applicable

Blades/Cord Installed:N/A:Not Applicable

IEC 60320/C8 AC Inlet connector, Class II, Non-Earth Ground (aka "Figure-8")



Mates with IEC 60320/C7 Plug

Below are standard cordsets which are "not included" (unless stated above); these may be purchased separately or packaged with the power supply. Please contact your Sales Engineer if the style required is not shown below. Many more available in different lengths, colors or cable material.

[Standard International IEC 320/C7 Cordsets](#)

Part Number	Type	Standard	Connector	Length (mm)	Length (feet)
2094112M703(R)	Argentina (Type I)	IRAM 2063	IEC 320/C7	2000	7
5014112M703A(R)	Australian (Type I)	AS 3112	IEC 320/C7	2000	7
207B4111M8703(R)	Brazil (Type N)	NBR14136	IEC 320/C7	1800	6

PROPRIETARY INFORMATION

PROPRIETARY OF GLOBTEK, INC. ANY REPRODUCTION, DISCLOSURE OR USE OF THIS DRAWING, IN WHOLE OR IN PART, IS HEREBY PROHIBITED EXCEPT AS SPECIFIED IN WRITING BY GLOBTEK, INC. © GlobTek, Inc. 2017 - 2021

GlobTek, Inc. www.globtek.com 186 Veterans Drive, Northvale, NJ 07647 Tel. (201) 784-1000 Fax (201) 784-0111	Drawing Title: GT-96180-1830-6.0-T2-PP, PoE, Passive Power Injector, Efficiency Level: USA DOE Level VI / Eco-design Directive 2009/125/EC, (EU) 2019/1782, Case Color/Style: GlobTek Black, Desktop/External, Single Port Power Over Ethernet Midspan (IEEE802.3af PoE PSE), Input Rating: 100-240V~, 50-60 Hz, IEC 60320/C8 , Output Rating: 18W, 24.0V@0.75A, Output Configuration: N/A mm, N/A/ Cond, N/A, None, Ferrite: None, N/A, GT Cord # C0745, Pin Out: PoE injector wiring Data, Data+Power, RJ45 x 2, Blades/Input Cord: Not Applicable, Approvals: CCC; CB 62368; EAC; UKCA; cETLus 62368-1; Morocco; S-Mark 62368; WEEE; VCCI; Ukraine; China RoHS; RoHS; Level VI; CE; Double Insulation; LPS 62368; PSE; ETL; S-Mark 60950; RCM; CB 60335;	
	Model No. GT-96180-1830-6.0-T2-PP	
	Part No./Ordering No. GT-96180-1824-T2-PP	Rev C

4533501M8703(R)	China (Type A)	GB 2099.1	IEC 320/C7	1830	6
2074112M703A(R)	European (Type C)	CEE 7/16	IEC 320/C7	2000	7
2084111M8703B(R)	India (Type D)	IS 1293	IEC 320/C7	1800	6
451J3401M8703(R)	Japan (Type A)	JIS 8303	IEC 320/C7	1830	6
2044112M703A(R)	Korea (Type C)	KS C8305	IEC 320/C7	2000	7
4511116F703A(R)	North America (Type A)	NEMA 1-15P	IEC 320/C7	1830	6
2084111M8703(R)	South Africa (Type M)	BS 546	IEC320/C7	1830	6
4033401M8703A(R)	Taiwan (Type A)	CNS690	IEC 320/C7	1830	6
6104112M703A(R)	UK, Hong Kong, Singapore, Gulf States (Type G)	BS1363	IEC 320/C7	2000	7
451G1116F703A(R)	Gulf States (Kuwait, Bahrain, Oman, Qatar, Saudi Arabia, Yemen and the United Arab Emirates (UAE)(Type A)	Nema 1-15P	IEC320/C7	1830	6

GlobTek, Inc. www.globtek.com 186 Veterans Drive, Northvale, NJ 07647 Tel. (201) 784-1000 Fax (201) 784-0111	Drawing Title: GT-96180-1830-6.0-T2-PP, PoE, Passive Power Injector, Efficiency Level: USA DOE Level VI / Eco-design Directive 2009/125/EC, (EU) 2019/1782, Case Color/Style: GlobTek Black, Desktop/External, Single Port Power Over Ethernet Midspan (IEEE802.3af PoE PSE), Input Rating: 100-240V~, 50-60 Hz, IEC 60320/C8 , Output Rating: 18W, 24.0V@0.75A, Output Configuration: N/A mm, N/A/ Cond, N/A, None, Ferrite: None, N/A, GT Cord # C0745, Pin Out: PoE injector wiring Data, Data+Power, RJ45 x 2, Blades/Input Cord: Not Applicable, Approvals: CCC; CB 62368; EAC; UKCA; cETLus 62368-1; Morocco; S-Mark 62368; WEEE; VCCI; Ukraine; China RoHS; RoHS; Level VI; CE; Double Insulation; LPS 62368; PSE; ETL; S-Mark 60950; RCM; CB 60335;	
	Model No. GT-96180-1830-6.0-T2-PP	
	Part No./Ordering No. GT-96180-1824-T2-PP	Rev C

OUTPUT CORD AND CONNECTOR: None/C0745

ACTUAL CONNECTORS, OVERMOLDS, FERRITES MAY VARY SLIGHTLY FROM THE PICTURE BELOW

CABLE TYPE	N/A
CABLE LENGTH (mm)	N/A
CABLE TOLERANCE (mm)	N/A
WIRE GAUGE (AWG)	N/A
CONDUCTORS	
HANK DIMENSION (mm)	N/A
CABLE / CONNECTOR OVERMOLD COLOR	N/A
FERRITE TYPE / DIMENSION	None
FERRITE # OF TURNS(Definition)	N/A
FERRITE DIMENSION FROM STRAIN RELIEF	N/A
FERRITE DIMENSION FROM PLUG	N/A
PLUG TYPE	None
OUTPUT CONNECTOR GENDER	
OVERMOLDED	
OVER MOLD ORIENTATION	N/A
CONNECTOR PIN OUT:	PoE injector wiring Data, Data+Power, RJ45 x 2

ADDITIONAL REQUIREMENTS

ADDITIONAL OUTPUT PLUG OPTIONS ARE AVAILABLE AT <https://www.globtek.com/connectors/>

STANDARD PLUGS AND CONNECTORS CAN BE SEEN ONLINE AT <https://www.globtek.com/connectors/>

CALCULATE VOLTAGE REGULATION/DROP WITH OUR ONLINE CALCULATOR: <https://en.globtek.com/output-cable-regulation-calculator/>

<p>GlobTek, Inc. www.globtek.com 186 Veterans Drive, Northvale, NJ 07647 Tel. (201) 784-1000 Fax (201) 784-0111</p>	<p>Drawing Title: GT-96180-1830-6.0-T2-PP, PoE, Passive Power Injector, Efficiency Level: USA DOE Level VI / Eco-design Directive 2009/125/EC, (EU) 2019/1782, Case Color/Style: GlobTek Black, Desktop/External, Single Port Power Over Ethernet Midspan (IEEE802.3af PoE PSE), Input Rating: 100-240V~, 50-60 Hz, IEC 60320/C8 , Output Rating: 18W, 24.0V@0.75A, Output Configuration: N/A mm, N/A/ Cond, N/A, None, Ferrite: None, N/A, GT Cord # C0745, Pin Out: PoE injector wiring Data, Data+Power, RJ45 x 2, Blades/Input Cord: Not Applicable, Approvals: CCC; CB 62368; EAC; UKCA; cETLus 62368-1; Morocco; S-Mark 62368; WEEE; VCCI; Ukraine; China RoHS; RoHS; Level VI; CE; Double Insulation; LPS 62368; PSE; ETL; S-Mark 60950; RCM; CB 60335;</p>
	<p>Model No. GT-96180-1830-6.0-T2-PP</p>
	<p>Part No./Ordering No. GT-96180-1824-T2-PP</p>
	<p>Rev C</p>

OUTPUT CONNECTOR HOOK UP

TO ADDRESS SYSTEM-LEVEL EMI CONCERNS, FERRITE CHOKES/BEADS MAY BE ADDED/REVISED UPON REQUEST. A SAMPLE KIT OF GLOBTEK'S STANDARD FERRITES IS AVAILABLE UNDER GLOBTEK P/N: EMI-MITIGATION-KIT1

FOR ADDITIONAL INFORMATION, PLEASE READ OUR WHITE PAPER AT:

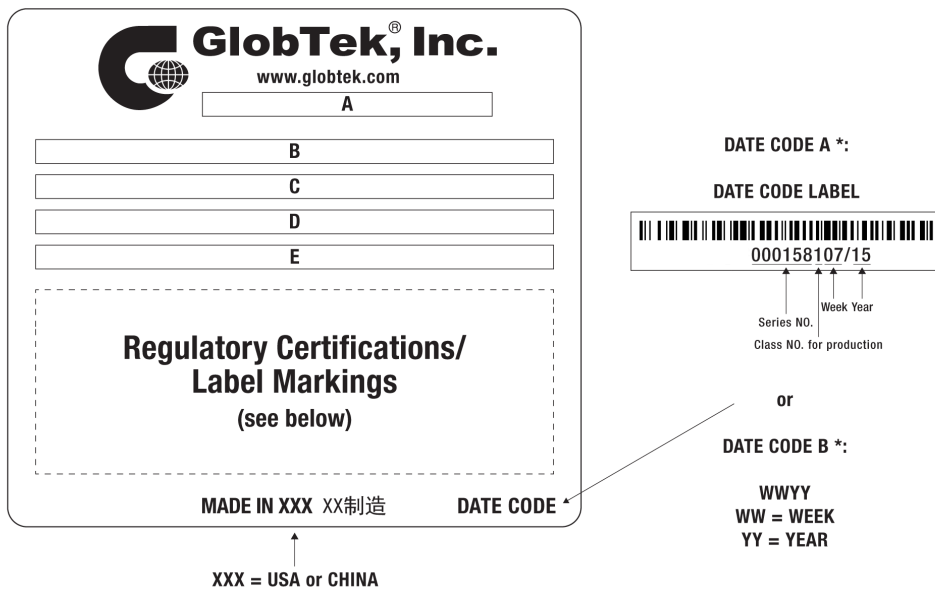
<https://en.globtek.com/technical-articles/ferrite-kit-radiated-emi-suppression-kit-for-globtek-power-supplies-cable-assemblies>

GlobTek, Inc. www.globtek.com 186 Veterans Drive, Northvale, NJ 07647 Tel. (201) 784-1000 Fax (201) 784-0111	Drawing Title: GT-96180-1830-6.0-T2-PP, PoE, Passive Power Injector, Efficiency Level: USA DOE Level VI / Eco-design Directive 2009/125/EC, (EU) 2019/1782, Case Color/Style: GlobTek Black, Desktop/External, Single Port Power Over Ethernet Midspan (IEEE802.3af PoE PSE), Input Rating: 100-240V~, 50-60 Hz, IEC 60320/C8 , Output Rating: 18W, 24.0V@0.75A, Output Configuration: N/A mm, N/A/ Cond, N/A, None, Ferrite: None, N/A, GT Cord # C0745, Pin Out: PoE injector wiring Data, Data+Power, RJ45 x 2, Blades/Input Cord: Not Applicable, Approvals: CCC; CB 62368; EAC; UKCA; cETLus 62368-1; Morocco; S-Mark 62368; WEEE; VCCI; Ukraine; China RoHS; RoHS; Level VI; CE; Double Insulation; LPS 62368; PSE; ETL; S-Mark 60950; RCM; CB 60335;
	Model No. GT-96180-1830-6.0-T2-PP
Part No./Ordering No. GT-96180-1824-T2-PP	Rev C

LABEL:L-1186

LABEL P/N:	Standard GT
MATERIAL:	Flat Thermal Transfer, Imprintable, Polyester Label and/or Pad Printed and/or Molded, and/or Laser Engraved in the case
BACKGROUND COLOR:	Black if housing is Black, White or Silver if housing is White or Gray.
TEXT COLOR:	White or Silver if label is Black Background for Black housing. Black if label is White or Silver background and Housing is White or Gray.
LABEL WIDTH (mm):	40
LABEL HEIGHT (mm):	80
SPECIAL BARCODE LABEL MATERIAL:	No

Below is the minimum information which will appear on the label. NOTE: in the logo area additional/actual positioning of symbols and text is subjected to change as per agency updates/requirements or additional model approvals become available. Regulatory certifications/label markings may be in logo area on the label or molded into the case housing outside the label area. Information will be shown via label and/or pad printed and/or molded and/or laser engraved in the case. * Date code markings at GlobTek option



A=PoE, Passive Power Injector
B=P/N: (料号) GT-96180-1824-T2-PP
C=Model (型号) GT-96180-1830-6.0-T2-PP
D=Input (输入)100-240V~, 50-60 Hz, 0.6A
E=Output (输出)24.0 V \equiv 0.75 A, 18.0W

<p>GlobTek, Inc. www.globtek.com 186 Veterans Drive, Northvale, NJ 07647 Tel. (201) 784-1000 Fax (201) 784-0111</p>	<p>Drawing Title: GT-96180-1830-6.0-T2-PP, PoE, Passive Power Injector, Efficiency Level: USA DOE Level VI / Eco-design Directive 2009/125/EC, (EU) 2019/1782, Case Color/Style: GlobTek Black, Desktop/External, Single Port Power Over Ethernet Midspan (IEEE802.3af PoE PSE), Input Rating: 100-240V~, 50-60 Hz, IEC 60320/C8 , Output Rating: 18W, 24.0V@0.75A, Output Configuration: N/A mm, N/A/ Cond, N/A, None, Ferrite: None, N/A, GT Cord # C0745, Pin Out: PoE injector wiring Data, Data+Power, RJ45 x 2, Blades/Input Cord: Not Applicable, Approvals: CCC; CB 62368; EAC; UKCA; cETLus 62368-1; Morocco; S-Mark 62368; WEEE; VCCI; Ukraine; China RoHS; RoHS; Level VI; CE; Double Insulation; LPS 62368; PSE; ETL; S-Mark 60950; RCM; CB 60335;</p> <p>Model No. GT-96180-1830-6.0-T2-PP</p> <p>Part No./Ordering No. GT-96180-1824-T2-PP</p>	<p>Rev C</p>
---	--	--------------

AGENCY ONLINE DOCUMENTS	http://www.globtek.info/certs/GT-96180-POE/
CE EC-Declaration for Medical	Contact GlobTek for more information
CE EC-Declaration for Industrial/Commercial/ITE	http://globtek.force.com/models/ec_declaration_product?id=01ta0000007dRJq&i=2
CE EC-Declaration for Household	Contact GlobTek for more information
UKCA-Declaration for Medical	Contact GlobTek for more information
UKCA-Declaration for Industrial/Commercial/ITE	http://globtek.force.com/models/ukca_declaration_product?id=01ta0000007dRJq&i=2
UKCA-Declaration for Household	Contact GlobTek for more information
Morocco SDoC Declaration	https://globtek.secure.force.com/models/Morocco_SDoC_Declaration?id=a0Oa000000FiJi0EAF
RoHS/RoHS3 Declaration	https://www.globtek.com/pdf/rohs_cert/01ta0000007dRJqAAM
REACH Declaration	https://www.globtek.com/pdf/iso_certificates/REACH.pdf
Conflict Minerals Declaration	https://www.globtek.com/pdf/conflict-minerals.pdf
Prop 65 Statement	https://en.globtek.com/prop-65-statement.pdf
IPXY rating is based on 3rd party testing and customers should check suitability and test system level IPXY rating before ordering.	

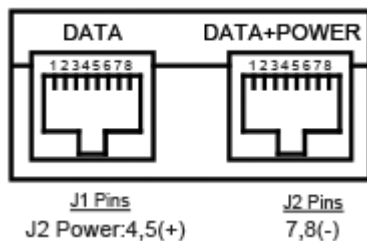
Regulatory Certifications/Label Markings

LATEST PRODUCT/MODEL CERTIFICATIONS: <https://en.globtek.com/datasheet/id/a0Oa000000FiJi0>

AGENCY ONLINE DOCUMENTS: <http://www.globtek.info/certs/GT-96180-POE/>



(F1) Class II / Double Insulated



PoE injector wiring Data, Data+Power, RJ45 x 2

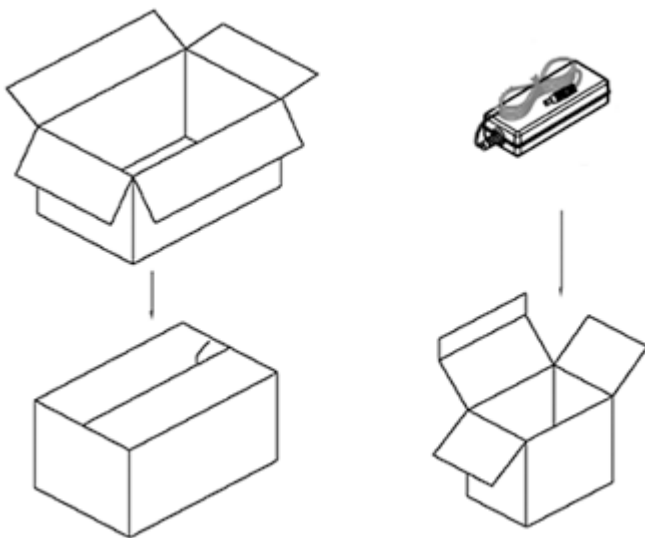
GlobTek, Inc. www.globtek.com 186 Veterans Drive, Northvale, NJ 07647 Tel. (201) 784-1000 Fax (201) 784-0111	Drawing Title: GT-96180-1830-6.0-T2-PP, PoE, Passive Power Injector, Efficiency Level: USA DOE Level VI / Eco-design Directive 2009/125/EC, (EU) 2019/1782, Case Color/Style: GlobTek Black, Desktop/External, Single Port Power Over Ethernet Midspan (IEEE802.3af PoE PSE), Input Rating: 100-240V~, 50-60 Hz, IEC 60320/C8 , Output Rating: 18W, 24.0V@0.75A, Output Configuration: N/A mm, N/A/ Cond, N/A, None, Ferrite: None, N/A, GT Cord # C0745, Pin Out: PoE injector wiring Data, Data+Power, RJ45 x 2, Blades/Input Cord: Not Applicable, Approvals: CCC; CB 62368; EAC; UKCA; cETLus 62368-1; Morocco; S-Mark 62368; WEEE; VCCI; Ukraine; China RoHS; RoHS; Level VI; CE; Double Insulation; LPS 62368; PSE; ETL; S-Mark 60950; RCM; CB 60335;	
	Model No. GT-96180-1830-6.0-T2-PP	
	Part No./Ordering No. GT-96180-1824-T2-PP	Rev C

PACKAGING

Packing Spec P/N:	Standard DT, Individually Box
Box Qty:	60
Gift Box Size (mm):	125*105*43
Gift Box Color:	White
Master Carton Size (mm):	442 x 330 x 275
Master Carton Cubic Volume (m³):	0.04
Master GW (Kg):	kg
BLADES INCLUDED:	N/A: Not Applicable
BLADE/CORD INSTALLED:	N/A: Not Applicable
USER MANUAL*:	
USER MANUAL WEB LINK:	

* This specification sheet is considered the user manual for all applications. It is expected that the buyer of this product will use it to formulate their own user manual for their end product and a user manual specifically for the power adapter is not usually required. If a user manual is not specifically listed above then none will be provided with this unit.

If specific packaging is required, this section must specify all requirements and note "no exceptions". If this section does not specify packaging, it is subject to change without notice at GlobTek's discretion



PROPRIETARY INFORMATION

GlobTek, Inc. www.globtek.com 186 Veterans Drive, Northvale, NJ 07647 Tel. (201) 784-1000 Fax (201) 784-0111	Drawing Title: GT-96180-1830-6.0-T2-PP, PoE, Passive Power Injector, Efficiency Level: USA DOE Level VI / Eco-design Directive 2009/125/EC, (EU) 2019/1782, Case Color/Style: GlobTek Black, Desktop/External, Single Port Power Over Ethernet Midspan (IEEE802.3af PoE PSE), Input Rating: 100-240V~, 50-60 Hz, IEC 60320/C8 , Output Rating: 18W, 24.0V@0.75A, Output Configuration: N/A mm, N/A/ Cond, N/A, None, Ferrite: None, N/A, GT Cord # C0745, Pin Out: PoE injector wiring Data, Data+Power, RJ45 x 2, Blades/Input Cord: Not Applicable, Approvals: CCC; CB 62368; EAC; UKCA; cETLus 62368-1; Morocco; S-Mark 62368; WEEE; VCCI; Ukraine; China RoHS; RoHS; Level VI; CE; Double Insulation; LPS 62368; PSE; ETL; S-Mark 60950; RCM; CB 60335;	
	Model No. GT-96180-1830-6.0-T2-PP	
	Part No./Ordering No. GT-96180-1824-T2-PP	Rev C

INSTRUCTIONS TO THE OEM SYSTEMS ENGINEER

It is the responsibility of the OEM systems engineer to provide the end system user instructions and warnings for the use of this product in the end system.

If an input cord is required for this product, AC Mains voltage should be provided to the power supply by a power supply cord approved to the national standards of the country in which it will be used.

This power supply is not designed to be repaired. No serviceable parts inside. A blown internal fuse is an indication of catastrophic failure of circuit component(s). If a Failure Analysis is required for a failed power supply/battery charger, please return the damaged unit to GlobTek for an accurate determination of the root cause of the failure.

EMC Compliance of the complete OEM product, including the GlobTek power supply/battery charger needs to be verified by the OEM systems engineer.

INSTRUCTION SHEET

N/A