

GlobTek, Inc. www.globtek.com 186 Veterans Drive, Northvale, NJ 07647 Tel. (201) 784-1000 Fax (201) 784-0111	Drawing Title: USB A MALE to DUAL 5.5*2.5*9.5 FEMALE BARREL PLUGS, GT Cable #1185 #18 1c+Shield/1185 #20 1c+Shield: 18/20 / 1+C Conductors, 3.5 +/-0.15 mmmm OD, UL STYLE 1185, 80 Degree, 300V, TBD, Approvals: .500mm, GlobTek Black	
	Model No. Low voltage cable	
	Part No./Ordering No. USBA11850M52XLCP(R)	Rev A

CUSTOMIZED LENGTHS, COLORS, CABLE TYPES, TERMINATIONS/PLUGS/RECEPTACLES AVAILABLE UPON REQUEST. ADDITIONAL PLUG OPTIONS ARE AVAILABLE AT <https://www.globtek.com/connectors/> STANDARD PLUGS AND CONNECTORS CAN BE SEEN ONLINE AT <https://www.globtek.com/connectors/> ACTUAL CONNECTORS, OVERMOLDS, FERRITES MAY VARY SLIGHTLY FROM THE PICTURE BELOW DIMENSIONS ARE IN MM UNLESS SPECIFIED OTHERWISE

REVISION HISTORY

REV	DESCRIPTION	SUB	DATE	APPROVED
A	INITIAL RELEASE		11/05/2019	QA

In Addition to GlobTek Inc.'s renewed ISO9001:2008 - Quality Management System Certification, GlobTek Inc. is now certified to:

ISO13485:2003 - Medical Devices Quality Management System Certification
ISO14001:2004 - Environmental Management System Certification

ISO Certificates are available online at <https://www.globtek.com/iso-certificates/>

Customer Approval of Specification:

Please approve, sign and send back to GlobTek so we can complete order processing.

A delay in receipt of this form will delay delivery schedule.

Company Name:

Customer P/N:

Quote Number:

Date:

Authorized Representative Name:

Authorized Representative Signature:

The acceptance of this specification and use of the product described in this document indicates the acceptance and binding of the customer to Globtek terms and conditions, which supersede all other agreements, terms, and conditions (<https://en.globtek.com/terms-and-conditions/>).

The purchaser of this product (Customer) agrees that it is their sole responsibility to determine suitability/fitness of the product described in this specification for their application and to take precautions for protection against any hazards attendant to the handling and use of the product.

GlobTek, Inc. www.globtek.com 186 Veterans Drive, Northvale, NJ 07647 Tel. (201) 784-1000 Fax (201) 784-0111	Drawing Title: USB A MALE to DUAL 5.5*2.5*9.5 FEMALE BARREL PLUGS, GT Cable #1185 #18 1c+Shield/1185 #20 1c+Shield: 18/20 / 1+C Conductors, 3.5 +/-0.15 mmmm OD, UL STYLE 1185, 80 Degree, 300V, TBD, Approvals: .500mm, GlobTek Black	
	Model No. Low voltage cable	
	Part No./Ordering No. USBA11850M52XLCP(R)	Rev A

CUSTOMIZED LENGTHS, COLORS, CABLE TYPES, TERMINATIONS/PLUGS/RECEPTACLES AVAILABLE UPON REQUEST. ADDITIONAL PLUG OPTIONS ARE AVAILABLE AT <https://www.globtek.com/connectors/> STANDARD PLUGS AND CONNECTORS CAN BE SEEN ONLINE AT <https://www.globtek.com/connectors/> ACTUAL CONNECTORS, OVERMOLDS, FERRITES MAY VARY SLIGHTLY FROM THE PICTURE BELOW DIMENSIONS ARE IN MM UNLESS SPECIFIED OTHERWISE

Footnote:

GlobTek Inc. will not be liable for the safety and performance of these power supplies if unauthorized access and repair occurs. End user should consult applicable UL, CSA or EN standards for proper installation instruction.

Limitation of Use:

GlobTek products are intended for use with commercial, medical, and/or industrial equipment only. GlobTek product are not authorized for use as mission critical components in life support hazardous environment, nuclear or aircraft applications without prior written approval from the CEO of GlobTek Inc.
Contents of this document are subject to change without prior notice.

GlobTek, Inc. www.globtek.com 186 Veterans Drive, Northvale, NJ 07647 Tel. (201) 784-1000 Fax (201) 784-0111	Drawing Title: USB A MALE to DUAL 5.5*2.5*9.5 FEMALE BARREL PLUGS, GT Cable #1185 #18 1c+Shield/1185 #20 1c+Shield: 18/20 / 1+C Conductors, 3.5 +/-0.15 mmmm OD, UL STYLE 1185, 80 Degree, 300V, TBD, Approvals: .500mm, GlobTek Black	
	Model No. Low voltage cable	
Part No./Ordering No. USBA11850M52XLCP(R)		Rev A

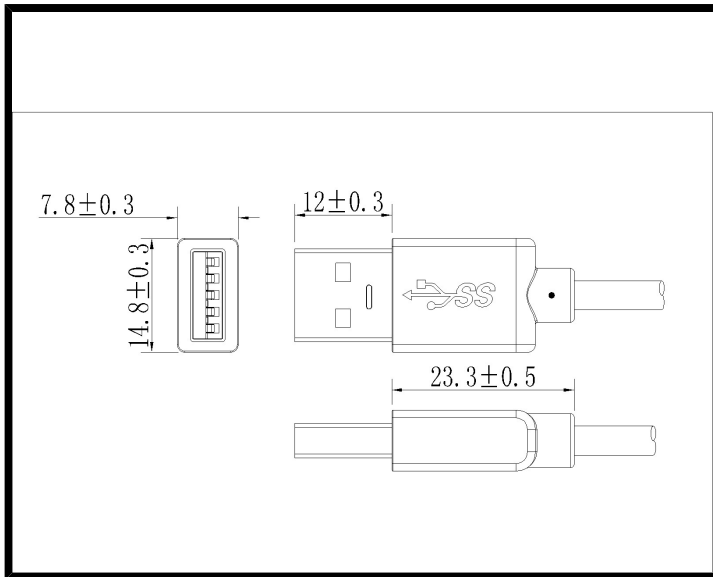
CUSTOMIZED LENGTHS, COLORS, CABLE TYPES, TERMINATIONS/PLUGS/RECEPTACLES AVAILABLE UPON REQUEST. ADDITIONAL PLUG OPTIONS ARE AVAILABLE AT <https://www.globtek.com/connectors/> STANDARD PLUGS AND CONNECTORS CAN BE SEEN ONLINE AT <https://www.globtek.com/connectors/> ACTUAL CONNECTORS, OVERMOLDS, FERRITES MAY VARY SLIGHTLY FROM THE PICTURE BELOW DIMENSIONS ARE IN MM UNLESS SPECIFIED OTHERWISE

Cordset Information:
 CordsetColor:GlobTek Black
 Cord Length (mm):500

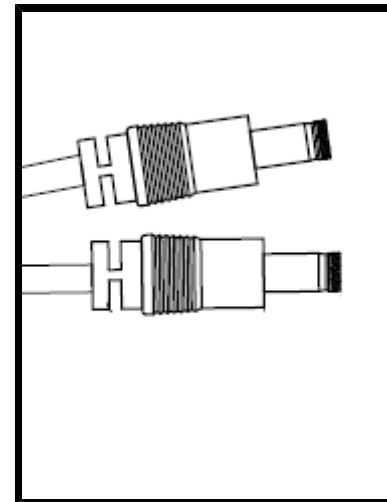
NOTES:

DIMENSION FROM TIP OF BARREL PLUGS TO JUNCTION IS 100MM.

END A



END B



GloTek, Inc. www.globtek.com 186 Veterans Drive, Northvale, NJ 07647 Tel. (201) 784-1000 Fax (201) 784-0111	Drawing Title: USB A MALE to DUAL 5.5*2.5*9.5 FEMALE BARREL PLUGS, GT Cable #1185 #18 1c+Shield/1185 #20 1c+Shield: 18/20 / 1+C Conductors, 3.5 +/-0.15 mmmm OD, UL STYLE 1185, 80 Degree, 300V, TBD, Approvals: .500mm, GlobTek Black	
	Model No. Low voltage cable	
	Part No./Ordering No. USBA11850M52XLCP(R)	Rev A

CUSTOMIZED LENGTHS, COLORS, CABLE TYPES, TERMINATIONS/PLUGS/RECEPTACLES AVAILABLE UPON REQUEST. ADDITIONAL PLUG OPTIONS ARE AVAILABLE AT <https://www.globtek.com/connectors/> STANDARD PLUGS AND CONNECTORS CAN BE SEEN ONLINE AT <https://www.globtek.com/connectors/> ACTUAL CONNECTORS, OVERMOLDS, FERRITES MAY VARY SLIGHTLY FROM THE PICTURE BELOW DIMENSIONS ARE IN MM UNLESS SPECIFIED OTHERWISE



PROPRIETARY INFORMATION

PROPRIETARY OF GLOBTEK, INC. ANY REPRODUCTION, DISCLOSURE OR USE OF THIS DRAWING, IN WHOLE OR IN PART, IS HEREBY PROHIBITED EXCEPT AS SPECIFIED IN WRITING BY GLOBTEK, INC. © GlobTek, Inc.

2019 - 2020

quest /10/31/2020 7:57:27 PM CLONED FROM USBA11850M52XCCP(R)

GlobTek, Inc. www.globtek.com 186 Veterans Drive, Northvale, NJ 07647 Tel. (201) 784-1000 Fax (201) 784-0111	Drawing Title: USB A MALE to DUAL 5.5*2.5*9.5 FEMALE BARREL PLUGS, GT Cable #1185 #18 1c+Shield/1185 #20 1c+Shield: 18/20 / 1+C Conductors, 3.5 +/-0.15 mmmm OD, UL STYLE 1185, 80 Degree, 300V, TBD, Approvals: .500mm, GlobTek Black	
	Model No. Low voltage cable	
	Part No./Ordering No. USBA11850M52XLCP(R)	Rev A

CUSTOMIZED LENGTHS, COLORS, CABLE TYPES, TERMINATIONS/PLUGS/RECEPTACLES AVAILABLE UPON REQUEST. ADDITIONAL PLUG OPTIONS ARE AVAILABLE AT <https://www.globtek.com/connectors/> STANDARD PLUGS AND CONNECTORS CAN BE SEEN ONLINE AT <https://www.globtek.com/connectors/> ACTUAL CONNECTORS, OVERMOLDS, FERRITES MAY VARY SLIGHTLY FROM THE PICTURE BELOW DIMENSIONS ARE IN MM UNLESS SPECIFIED OTHERWISE

End A Code:USBAM Description:USB A MALE Rating (V):30 Rating (A):3.0 Gender:Male Overmolded:Yes	Cable Code:1185 #18 1c+Shield/1185 #20 1c+Shield Description:GT Cable #1185 #18 1c+Shield/1185 #20 1c+Shield: 18/20 / 1+C Conductors, 3.5 +/-0.15 mmmm OD, UL STYLE 1185, 80 Degree, 300V, TBD, Approvals: Color:GlobTek Black Wire Gauge(AWG):18/20 Cond:1+C Type:UL STYLE 1185 Temperature:80 Amps: Volts:300 OD:3.5 +/-0.15 mm ConductorsColors:TBD	End B Code:2XLCP-9.5MM Description:DUAL 5.5*2.5*9.5 FEMALE BARREL PLUGS Rating (V):54 Rating (A):5.0 Gender:Female Overmolded:Yes
---	---	---

Overall cable rating:

Plug Approvals	Cable Approvals	Connector Approvals
----------------	-----------------	---------------------



UL for Power Cords

GlobTek, Inc. www.globtek.com 186 Veterans Drive, Northvale, NJ 07647 Tel. (201) 784-1000 Fax (201) 784-0111	Drawing Title: USB A MALE to DUAL 5.5*2.5*9.5 FEMALE BARREL PLUGS, GT Cable #1185 #18 1c+Shield/1185 #20 1c+Shield: 18/20 / 1+C Conductors, 3.5 +/-0.15 mmmm OD, UL STYLE 1185, 80 Degree, 300V, TBD, Approvals: .500mm, GlobTek Black	
	Model No. Low voltage cable	
	Part No./Ordering No. USBA11850M52XLCP(R)	Rev A

CUSTOMIZED LENGTHS, COLORS, CABLE TYPES, TERMINATIONS/PLUGS/RECEPTACLES AVAILABLE UPON REQUEST. ADDITIONAL PLUG OPTIONS ARE AVAILABLE AT <https://www.globtek.com/connectors/> STANDARD PLUGS AND CONNECTORS CAN BE SEEN ONLINE AT <https://www.globtek.com/connectors/> ACTUAL CONNECTORS, OVERMOLDS, FERRITES MAY VARY SLIGHTLY FROM THE PICTURE BELOW DIMENSIONS ARE IN MM UNLESS SPECIFIED OTHERWISE

Hanking:80MM hank
 Description:80mm hank
 Image:

Notes/Modifications/Customizations (notes in this section supersede the values shown in the standard spec):

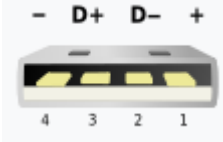


Diagram is Plug Front View
 CENTER OF BARREL TO PIN 1 OF MICRO USB (typically +V)
 OUTSIDE OF BARREL TO PIN 5 OF MICRO USB (Typically Ground/Common)
 USB A TO SPLITTER OF CABLE IS #18 GAUGE WHILE SPLITTER TO BARREL PLUGS IS #20